



**NOTICE OF A REGULAR MEETING TO BE HELD BY THE
McALLEN PUBLIC UTILITY BOARD OF TRUSTEES**

DATE: Tuesday, January 28, 2025

TIME: 4:00 P.M.

PLACE: McAllen City Hall
Commission Chambers – 3rd Floor
1300 Houston Avenue
McAllen, Texas 78501

SUBJECT MATTER:

See Subsequent Agenda.

CERTIFICATION

I, the Undersigned authority, do hereby certify that the attached agenda of meeting of the McAllen Public Utility Board of Trustees is a true and correct copy and that I posted a true and correct copy of said notice on the bulletin board in the Municipal Building, a place convenient and readily accessible to the general public at all times, and said Notice was posted on the 24th day of January, 2025 at 3:00 P.M. and will remain so posted continuously for at least 72 hours preceding the scheduled time of said meeting in accordance with Chapter 551 of the Texas Government Code.


Cynthia Salinas
Utility Board Secretary



**BOARD OF TRUSTEES MEETING
TUESDAY, JANUARY 28, 2025 – 4:00 PM
MCALLEN CITY HALL - 3RD FLOOR
1300 HOUSTON AVE, MCALLEN, TX 78501**

AGENDA

AT ANY TIME DURING THE COURSE OF THIS MEETING, THE MCALLEN PUBLIC UTILITY BOARD MAY RETIRE TO EXECUTIVE SESSION UNDER TEXAS GOVERNMENT CODE 551.071(2) TO CONFER WITH ITS LEGAL COUNSEL ON ANY SUBJECT MATTER ON THIS AGENDA IN WHICH THE DUTY OF THE ATTORNEY TO THE MCALLEN PUBLIC UTILITY BOARD UNDER THE TEXAS DISCIPLINARY RULES OF PROFESSIONAL CONDUCT OF THE STATE BAR OF TEXAS CLEARLY CONFLICTS WITH CHAPTER 551 OF THE TEXAS GOVERNMENT CODE. FURTHER, AT ANY TIME DURING THE COURSE OF THIS MEETING, THE MCALLEN PUBLIC UTILITY BOARD MAY RETIRE TO EXECUTIVE SESSION TO DELIBERATE ON ANY SUBJECT SLATED FOR DISCUSSION AT THIS MEETING, AS MAY BE PERMITTED UNDER ONE OR MORE OF THE EXCEPTIONS TO THE OPEN MEETINGS ACT SET FORTH IN TITLE 5, SUBTITLE A, CHAPTER 551, SUBCHAPTER D OF THE TEXAS GOVERNMENT CODE.

CALL TO ORDER

PLEDGE

INVOCATION

JANUARY EMPLOYEE OF THE MONTH - DAVID PRINCE - WASTEWATER LAB

1. MINUTES:

a) Approval of Minutes held January 14, 2025.

2. CONSENT AGENDA: *(All matters listed under Consent Agenda are considered to be routine by the Governing Body and will be enacted by one motion. There will be no separate discussion of these items; however, if discussion is desired, that item(s) will be removed from the Consent Agenda and will be considered separately.)*

- a) Consideration and action on approval to purchase John Deere 320P backhoe with accessories through Source well contract #011723-JDC. Project No. 01-25-P28-01.
- b) Action to Approve the Purchase of Inductive Coupled Plasma Mass Spectrometry through TXMAS Cooperative (Project No. 01-25-P30-01)
- c) Approval of the Aqualina at Tres Lagos Phase IV Subdivision.
- d) Approval of Bentsen View Subdivision (1 Lot, C-4 Commercial Use)

3. BIDS AND CONTRACTS:

- a) Award of Contracts to Purchase New Current Model MPU Vehicles through Cooperative Pricing. Project No. 12-24-P14-180.
- b) Consideration and Approval of TIPS Contract Proposal for the Shary Road Sewer Line Extension (Project No. 01-25-C15-01)

4. UTILITY LAYOUTS:

- a) Sharpless Square; Consideration and Approval of the Revised MPU Participation for Water Public Improvements
- b) Consideration and Approval of participation for sewer Improvements for Sharyland Business Park No. 10 Subdivision

5. MANAGER'S REPORT:

- a) Review of Quarterly Investment Report for Quarter Ending June 30, 2024.

6. FUTURE AGENDA ITEMS

7. EXECUTIVE SESSION, CHAPTER 551, TEXAS GOVERNMENT CODE, SECTION 551.071 CONSULTATION WITH ATTORNEY, SECTION 551.072 LAND TRANSACTION, SECTION 551.074 PERSONNEL MATTERS; SECTION 551.087 ECONOMIC DEVELOPMENT NEGOTIATIONS

- a) Consultation with City Attorney regarding pending litigation Tex. Gov't Code Sec. 551.071

ADJOURNMENT

IF ANY ACCOMMODATION FOR A DISABILITY IS REQUIRED (OR INTERPRETERS FOR THE DEAF), NOTIFY UTILITY ADMINISTRATION (681-1630) FORTY-EIGHT (48) HOURS PRIOR TO THE MEETING DATE. WITH REGARD TO ANY ITEM, THE MCALLEN PUBLIC UTILITY BOARD OF TRUSTEES MAY TAKE VARIOUS ACTIONS; INCLUDING BUT NOT LIMITED TO RESCHEDULING AN ITEM IN ITS ENTIRETY FOR A FUTURE DATE OF TIME. THE MCALLEN PUBLIC UTILITY BOARD MAY ELECT TO GO INTO EXECUTIVE SESSION ON ANY ITEM WHETHER OR NOT SUCH ITEM IS POSTED AS AN EXECUTIVE SESSION ITEM AT ANY TIME DURING THE MEETING WHEN AUTHORIZED BY THE PROVISIONS OF THE OPEN MEETINGS ACT.

THE NEXT REGULARLY SCHEDULED BOARD MEETING WILL BE HELD ON FEBRUARY 11, 2025.



| | | |
|-----------------------------|-----------------------|--------------------|
| | AGENDA ITEM | <u>1.a.</u> |
| PUBLIC UTILITY BOARD | DATE SUBMITTED | 01/21/2025 |
| | MEETING DATE | 1/28/2025 |

1. Agenda Item: Approval of Minutes held January 14, 2025.

2. Party Making Request:

3. Nature of Request:

4. Budgeted:

| | | | |
|----------------------|-------|--------------------------|-------|
| Bid Amount: | _____ | Budgeted Amount: | _____ |
| Under Budget: | _____ | Over Budget: | _____ |
| | | Amount Remaining: | _____ |

5. Reimbursement:

6. Routing:
Savannah Arredondo Created/Initiated - 1/21/2025

7. Staff's Recommendation:

8. City Attorney: Approve. AWS

9. MPU General Manager: Approved - MAV

10. Director of Finance for Utilities: Approved - MSC

**STATE OF TEXAS
COUNTY OF HIDALGO
CITY OF MCALLEN**

The McAllen Public Utility Board (MPUB) convened in a Regular Meeting on **Tuesday, January 14, 2025**, at 4:00 pm at McAllen City Hall, Commission Chambers with the following present:

| | | |
|-----------|-------------------------|--|
| | Charles Amos | Chairman |
| | Ernest Williams | Vice-Chairman |
| | Albert Cardenas | Trustee |
| | Ricardo Godinez | Trustee |
| Absent: | Javier Villalobos | Mayor/Ex-Officio |
| Staff: | Marco A Vega, P.E. | General Manager |
| | Juan J. Rodriguez | Assistant General Manager |
| | Austin Stevenson | City Attorney |
| | Cynthia Salinas | Utility Board Secretary |
| | Savannah Arredondo | Assistant to the Utility Board Secretary |
| | David Garza | Director of Wastewater Systems |
| | Rafael Balderas, E.I.T. | Assistant to the Utility Engineer |
| | Juan Vallejo | Assistant Director of Water Systems |
| | Maria Chavero | Director of Treasury Management |
| | Janet Landeros | Grants and Contracts Coordinator |
| | Erika Gomez, P.E. | Utility Engineer |
| | Edward Gonzalez | Director of Water Systems |
| | Jim Bob Sides | Video Production Specialist |
| | Gerardo Noriega | Director of Purchasing and Contract |
| | Carlos Gonzalez, P.E., | Utility Engineer |
| | Juan Pedraza | Transmission & Dist. Manager |
| | Patrick Gray | GIS Coordinator |
| | Yesenia Tijerina | Water Education & Comm. Assist. |
| | Katia Falcon | Water Education & Comm. Coord. |
| | Perla Lara | City Secretary |
| | Cindy Zuniga | Deputy City Secretary |
| Visitors: | Cristina G. Tijerina | Citizen |
| | Luisa Tijerina Casas | Citizen |
| | Aimee Cartoso | Citizen |
| | Erika Gomez | Citizen |
| | Rina Roberts | Citizen |

CALL TO ORDER:

Chairman Amos called the meeting to order at 4:11 p.m.

8. EXECUTIVE SESSION, CHAPTER 551, TEXAS GOVERNMENT CODE, SECTION 551.071 CONSULTATION WITH ATTORNEY, SECTION 551.072 LAND TRANSACTION, SECTION 551.074 PERSONNEL MATTERS; SECTION 551.087 ECONOMIC DEVELOPMENT NEGOTIATIONS

Chairman Amos recessed the meeting at 4:12 p.m. to go into Executive Session.
Chairman Amos reconvened the meeting around 4:33 p.m.

- a) Consultation with City Attorney regarding pending litigation Tex. Gov't Code Sec. 551.071.

No Action

- b) Consultation with City Attorney regarding legal aspects of contract renewal Tex. Gov't Code

Mr. Austin Stevenson, City Attorney recommends Board approval to authorize the General Manager to proceed as discussed in executive session.

Trustee Cardenas moved to approve of City Attorney's recommendation. Trustee Godinez seconded the motion. The motion carried unanimously by those present.

1. MINUTES:

- a) Approval of the Minutes for the Workshop and Regular Meeting held December 12, 2024.

Vice-Chairman Williams moved to approve the minutes for the workshop and regular meeting held December 14, 2024. Trustee Cardenas seconded the motion. The motion carried unanimously by those present.

2. CONSENT AGENDA:

- a) Approval of the Vacating a Portion of Racquet Club Subdivision and Re-plat Park West Subdivision. (85 Lots, Single Family)
- b) Approval of the Vacating a Portion of Racquet Club Subdivision and Re-Plat Villages at Park West Subdivision. (89 Lots, 356 Units)
- c) Approval of Southfork Subdivision (1 single family lot)
- d) Approval of the Pecan Luxury Living Subdivision (1 Lot, Apartments)
- e) Consider Adopting a Resolution Expressing Official Intent to Reimburse Costs of Certain Capital Expenditures to Construct, Acquire, Purchase, Improve, Renovate, Enlarge, and Equip Improvements to the City's Waterworks System from Tax-Exempt Obligations to be Issued by the City of McAllen; Requesting Approval of a Reimbursement Resolution by the City of McAllen; and other Matters Related Thereto.

Mr. Marco Vega, P.E., General Manager, mentioned that all the items on consent agenda met MPU requirements, however, they could be discussed at the pleasure of the board.

Trustee Cardenas moved to approve items 2a through 2e. Vice-Chairman Williams seconded the motion. The motion carried unanimously by those present.

3. BIDS AND CONTRACTS:

- a) Consideration and Approval of BuyBoard Proposal for Manhole Rehabilitation Project 2025. Project No. 01-25-C12-01.

Trustee Cardenas moved to approve the BuyBoard proposal for Manhole Rehabilitation Project 2025. Trustee Godinez seconded the motion. The motion carried unanimously by those present.

- b) Consideration and Approval of Change Order No. 1 for the Balboa Waterline Improvements Phase III – Project No. 07-24-C24-507 (CDBG Funded)

Erika Gomez, P.E., Utility Engineer, stated this project is for the Balboa Waterline Improvement Phase III. The project is located in the vicinity of Ware Rd and Idela Avenue. Staff is proposing approval of Change Order # 1 to address reconciliation of quantities, including additional pavement in the alley between 33rd street and 29th street. This additional pavement will enhance the project by improving the entire alley pavement rather than limiting repairs to the trench area. The additional scope resulted in a net increase contract amount by \$54,836. This project is being funded by CDBG Grant. An additional 33 days will be added to the contract. Staff Recommends approval of Change Order No. 1 in the increase amount of \$54,836 for a new total contract amount of \$384,941 and approval of the addition of calendar days as shown in Change Order form.

Vice-Chairman Williams moved to approve the Change Order No. 1 for Balboa Waterline Improvements Phase III. Trustee Cardenas seconded the motion. The motion carried unanimously by those present.

4. ORDERS:

- a) Consideration and Possible Action Calling a General Election in the City of McAllen on May 3, 2025. Consideración para aprobación de una Ordenanza convocando una elección General en la Ciudad de McAllen el 3 de mayo, 2025.

Perla Lara, City Secretary, stated this is an Order calling a general city election for May 3, 2025. There will be the Mayor, Single Member Districts 1, 2 and 3 as well as PUB Trustees place A and D. The deadline to file will be Friday Feb 14, at 5 PM. Early Voting begins April 21st through April 29th which includes a Saturday on April 26th. The hours of early voting are 7 AM to 7 PM, the polling locations are as follows: Gonzalez Elementary, Lark Community Center, Achieve Early College High School at Lincoln, Palm View Community Center, McAllen High School, and Field Elementary. Staff recommends adoption of the order as presented.

Trustee Godinez moved to approve the Order calling a General Election. Trustee Cardenas seconded the motion. The motion carried unanimously by those present.

5. UTILITY LAYOUTS:

- a) Discussion and Approval of Fullerton Water Preliminary Reimbursement Certificate.

Rafael Balderas, EIT, Assistant Utility Engineer, stated this item was brought based on a development that was being proposed near the intersection of Fullerton Road and 26th St. MPU will move forward with a future waterline project to have an extension of waterline, approximately 620 feet, to establish an 8-inch looped water system. With the proposed water project, staff is requesting the approval of a preliminary reimbursement certificate to establish a service area to get reimbursed from the properties that fall within. The total estimate for the improvements \$37,150 to service 3.3 acres and the cost per acre is \$11,257.58. Staff recommends approval of the preliminary reimbursement certificate.

Trustee Godinez moved to approve Fullerton Water Preliminary Reimbursement Certificate. Vice-Chairman Williams seconded the motion. The motion carried unanimously by those present.

- b) Discussion and Approval of Fullerton Place Subdivision

Rafael Balderas, EIT, Assistant Utility Engineer, stated the subdivision was previously approved by the Board on August 10, 2021. It was brought back, this is the property that was discussed with the reimbursement. This property is located on the south side of Fullerton Ave near 29th St. It is located within the McAllen City Limits and is R1 residential. The tract consists of 0.24 acres for a single lot, single-family home. The applicant has already installed a water and sewer service. The only change is the assessment of the Fullerton Water Service Reimbursement. Staff recommends approval of the subdivision subject to: Dedication of a utility easement, possibly along the perimeter of the property, and where the main utility lines will be installed; Installation of the proposed public utility infrastructure be constructed as proposed; Payment of a Waterline Reimbursement to MPU in the amount of \$295.25 for the Northgate Waterline Project; Payment of a Sewer Line Reimbursement to MPU in the amount of \$135.76 for the Alton Interceptor Sewer Project; and Payment of a Waterline Reimbursement to MPU in the amount of \$2,972.00 for the Fullerton Water Project.

Vice-Chairman Williams moved to approve Fullerton Place Subdivision. Trustee Godinez seconded the motion. The motion carried unanimously by those present.

6. MANAGER'S REPORT:

a) Review of Unaudited Financial Results as of September 30, 2024

Maria Chavero, Director of Treasury Management stated these are the unaudited financials. Operations were able to stay under budget, starting with Water Systems stayed under budget by 94%. The revenues increased slightly even with less consumption compared to the prior year. There were 27 inches of rain this fiscal year compared to 21 inches of rain last fiscal year. The consumption was still high enough, around 10 million less than last year. Still being able to come close to the same amount in revenue and stay under expenses also helped. The water fund has the net income of about \$2.2 million, it was budgeted for accounts to increase by 680 accounts but actually increased 739 accounts. For the Wastewater Fund the revenue increased slightly and stayed under expenses by 94%. There was a net loss of \$212 thousand and an increase accounts of 659. The balance sheets look well, the combined working capital is reported at \$11,537,646 the total number of capital working days are 141 our required is 120. Our debt to equity ratio is .067 to 1. He combined debt coverage ratio is at 2 and required is 1.25. For the Investment portfolio the blended rate is at 5.11% for the year. There is \$74 million in the investment portfolio which is made up of CD's, Commercial Paper, Government Securities and Text Pool Prime. The CD's are at 5.22%; Commercial Paper is at 5.64%; Government Securities is at 3.79% and TexPool Prime is at 5.28%, the total blend of the investments excluding Cash and TexPool were 4.70%.

Trustee Cardenas moved to approve the unaudited financial results as of September 30, 2024. Trustee Godinez seconded the motion. The motion carried unanimously by those present.

b) Reimbursement Update: Collections for the 4th Quarter FY2024

Janet Landeros, Grants and Contracts Coordinator stated this reimbursement update covers from July 1, 2024 to September 30, 2024. \$9,356.60 was collected in water reimbursements and administrative fees. \$68,643.54 was collected in wastewater reimbursement and administrative fees. In total \$77,820.14 was collected in water and wastewater during the 4th Quarter. Water reimbursements and administration fees year-to-date total \$96,265.94. Wastewater reimbursements and administrative fees year-to-date total \$228,525.09. Earlier in the year there was a Sharyland Buyout at a year-to-date total of \$37,121.10. A total collection of \$361,912.13.

No action needed, information only.

c) Grateful for Water Art Contest Recognition

Katia Falcon, Water Education and Communications Coordinator stated the grateful for water art contest was designed for 9th through 12th graders, who are McAllen residents. This years topic was the connection with water in our community. We encourage young artists to go ahead and depict a painting of how water is not only something that enriches our lives but the value of water as well. The first place winner is Luisa Tijerina who won a \$100 gift card. The second place winner is Aimee Cartoso who won a \$75 gift card. A certificate of completion has been given to all entry participants. Mr. Vega stated how excited he is of how the high school kids have an interest in water and water conservation.

No action needed, information only.

7. FUTURE AGENDA ITEMS

Marco Vega, General Manager stated the annual board retreat will be held on the last Thursday of February.

ADJOURNMENT

There being no other business to come before the Board, the meeting was unanimously adjourned at 4:56 p.m.

Charles Amos, Chairman

Attest:

Cynthia Salinas
Utility Board Secretary



AGENDA ITEM 2.a.

PUBLIC UTILITY BOARD

DATE SUBMITTED 01/15/2025

MEETING DATE 1/28/2025

1. Agenda Item: Consideration and action on approval to purchase John Deere 320P backhoe with accessories through Source well contract #011723-JDC. Project No. 01-25-P28-01.

2. Party Making Request:
David Garza, Director Wastewater Systems

3. Nature of Request: Purchase a John Deere backhoe 320P with accessories from John Deere Dogget through Source well contract #011723-JDC

4. Budgeted: Yes

| | | | |
|---------------|---------------------|-------------------|--------------------|
| Bid Amount: | <u>\$156,801.29</u> | Budgeted Amount: | <u>\$202,050</u> |
| Under Budget: | <u>\$45,248.71</u> | Over Budget: | <u>\$0.00</u> |
| | | Amount Remaining: | <u>\$45,248.71</u> |

5. Reimbursement:

6. Routing:
David Garza Created/Initiated - 1/15/2025
Gerardo Noriega Final Approval - 1/21/2025

7. Staff's Recommendation: Staff recommends purchasing the John Deere backhoe with accessories & 5 year warranty from John Deere Dogget through Source well contract#011723-JDC totaling \$156,801.29.


8. City Attorney: Approve. AWS

9. MPU General Manager: Approved - MAV

10. Director of Finance for Utilities: Approved - MSC



WASTEWATER DIVISION

TO: Mark A. Vega, P.E., General Manager
FROM: David Garza, Director of Wastewater Systems 
DATE: January 15, 2025
SUBJECT: Purchase of John Deere 320 P tier Backhoe-Source well Contract#011723-JDC

The McAllen Public Utility Wastewater Systems has budgeted \$202,050 to purchase a John Deere Backhoe with accessories (plate compactor & hydraulic hammer) for fiscal year 2024-2025. Staff is recommending purchasing a John Deere 320P tier Backhoe with accessories totaling \$156,801.29 including the 5-year extended warranty from John Deere Doggett through Source well contract#011723-JDC.

Breakdown on amount: Backhoe w/5 yr warranty: \$133,679.73; Plate compactor: \$9,397.88, Hydraulic Hammer with mounting bracket: \$13,723.68: Total-\$156,801.29.

Staff recommends purchasing the John Deere backhoe with accessories & 5 yr warranty from John Deere Dogget through Source well Contract#011723-JDC totaling \$156,801.29.

If you have any questions or need additional information, please do not hesitate to contact me. Thank you.

City of Mcallen

Dept: Waterworks

Attn: Julio



JOHN DEERE

DOGGETT

320 P-tier Backhoe Loader

Quote by: Casey Cavazos - 956-227-0877 - casey.cavazos@doggett.com

| Code | Description | Qty | List Price |
|---------------------|--|-----|------------------|
| 17C0T | 320 P-tier Backhoe Loader | 1 | \$171,604.00 USD |
| Option Codes | | | |
| 0202 | United States | 1 | No Added Cost |
| 0351 | Translated Text Labels Vehicle labels translated to selected language with English labels. Includes labels for operator station, engine and backhoe controls options. | 1 | No Added Cost |
| 0259 | English English language for operator's manual and electronic content. Includes operator's manual and 4G OM packet. | 1 | No Added Cost |
| 1003 | Cab | 1 | \$14,467.00 USD |

Net peak power of 113 Hp.
 For use only in areas where EPA final tier 4/EU stage IV is required.

Turbocharged.
 Wet sleeve cylinder liners.
 2 valves / cylinder.
 Electronically controlled HPCR fuel delivery system, B20 biodiesel compatible .
 Serpentine belt with automatic belt tensioner.
 Enclosed safety fan guard.
 Vertical spin-on engine oil filter.
 Spin-on fuel filter with water separator.
 Dual safety element dry-type air cleaner with evacuator valve.
 Underhood catalysts with vertical curved exhaust stack.
 Passive flow-through exhaust aftertreatment system with grid heater.
 Electronically controlled, variable-speed cooling fan.

| | | | |
|------|--|---|----------------|
| 5245 | Galaxy 19.5L-24 12PR Rear & 12.5/80-18 10PR Front Requires axle code 3009. Rear tire chains require wheel spacers (AT347522). | 1 | No Added Cost |
| 6152 | Single Battery with Disconnect and Jump Post 175 minute reserve capacity (950 CCA) Recommended for use in ambient temperatures above 32 degrees F (0 degrees C). | 1 | No Added Cost |
| 6752 | Extendible Dipperstick Extended stabilizer legs; stabilizer overall width, operating: 13 ft. 3 in. (4.03 m.). When configured with mechanical controls (option 7026) extendible dipperstick is controlled by a foot pedal. When configured with pilot controls (option 7028) extendible dipperstick is controlled by roller on joystick. | 1 | \$9,138.00 USD |
| 6575 | 750 lb. (340 kg.) Front Counterweight | 1 | \$1,117.00 USD |
| 7002 | Auxiliary Hydraulics with One & Two Way Flow (Hammer & Thumb/Swinger) | 1 | \$5,394.00 USD |

Includes factory installed plumbing to bulkhead (mid-point of dipperstick) for one and two way flow valves (selective flow and proportional). Includes hydraulic quick disconnect fittings KV11305 and AT312681 for one-way flow circuit rated for full auxiliary circuit flow capacity. Quick disconnects require connection without pressure and are identical to the couplings provided with the front loader 3rd function hydraulic option.

Isolation mounted modular design RUPS/FUPS level 2 (meets ISO 3449 & ISO 3471) molded roof.
 Tinted safety glass.
 Deluxe interior trim.
 Headliner.
 Molded floor mat.
 Less radio (cab includes power connector for radio and threaded bosses for mounting brackets - see radio kit installation instructions).
 Air conditioning 26,000 BTU.
 CFC free R134a refrigerant.
 Heater/defrosters/pressurizer, 40,000 BTU, 10 speed.
 Deluxe mechanical suspension, cloth, swivel seat with lumbar adjustment and arm rests, fully adjustable.
 Keyless start.
 3 inch orange seat belt with retractor.
 Tilt steering wheel.
 Interior rearview mirror.
 Front 2-speed wiper with windshield washer and rear 1-speed wiper.
 (2) front driving/working halogen lights - 32,500 candlepower each
 (2) rear working halogen lights - 32,500 candlepower each
 (6) additional work roof lights adds 2 front, 2 rear and 1 on each side of roof
 (4) turn signal/flashing/rear stop/tail lights - 2 front and rear
 (2) rear reflector

| | | | |
|-------------|---------------|----------|----------------------|
| 183E | JLink™ | 1 | No Added Cost |
|-------------|---------------|----------|----------------------|

Includes integrated cab wiring harness, antenna, and JLink™ Modem's (MTG).

JLink™ connectivity is enabled separately through the JLink™ website.

Connectivity service is subject to country availability.

| | | | |
|-------------|--|----------|----------------------|
| 3009 | Autoshift Transmission - Mechanical Front Wheel Drive (MFWD) with Limited Slip Differential | 1 | No Added Cost |
|-------------|--|----------|----------------------|

5F/3R autoshift transmission.
 Autoshift can be turned on/off in the SSM. When autoshift is off, the transmission will operate as a powershift.

| | | | |
|-------------|---------------------------------------|----------|----------------------|
| 4006 | John Deere 4.5L - FT4/Stage IV | 1 | No Added Cost |
|-------------|---------------------------------------|----------|----------------------|

| | | | |
|---|---|---|----------------------|
| 7028 | Pilot Controls, Two Lever, with Pattern Selection Proportional auxiliary control and extendable dipperstick control integrated into pilot control levers. | 1 | \$3,042.00 USD |
| 7037 | Two-Function Loader Hydraulics, Single Lever Single lever loader control with electric clutch disconnect and momentary MFWD. | 1 | No Added Cost |
| 7804 | 18 in. (457 mm.) Heavy-Duty Bucket, 4.9 cu. ft. (0.14 cu. m.) Pin-on bucket includes 4 teeth, TK-system Fanggs | 1 | \$2,136.00 USD |
| 7700 | Less Coupler - Less Thumb If ordering with thumb, must order option code 7701. | 1 | No Added Cost |
| 7859 | 92 in. (2.35 m.) General Purpose Bucket, 1.39 cu. yd. (1.06 cu. m.) Pin-on bucket includes reversible bolt-on cutting edge and skid plates | 1 | \$5,484.00 USD |
| 8109 | Sun Visor | 1 | \$104.00 USD |
| 8182 | Radio, Aptiv Basic Package AM/FM/Weather Radio | 1 | \$954.00 USD |
| 8075 | Diagnostic Oil Sampling Ports Includes 4 ports: Engine oil Engine coolant Transmission oil Hydraulic oil | 1 | \$457.00 USD |
| 8142 | LED Light Package Includes factory installed 2 LED spot lights and 8 LED flood lights in lieu of the standard halogen light package. | 1 | \$1,150.00 USD |
| 8226 | Strobe Light with Magnetic Mount Light is shipped loose in the cab. | 1 | \$642.00 USD |
| Total | 011723-JDC | | 215,689.00 |
| Sourcewell Discount 43% | 071123-JDC | | (92,746.27) |
| PreDelivery Inspection | | | 2,500.00 |
| Factory Freight | | | 5,000.00 |
| Extended Warranty 60mo/5000hr P&TH | | | 3,237.00 |
| TOTAL SALES PRICE | | | \$ 133,679.73 |

Lead time on unit is 90-120 days from receipt of purchase order.

City of Mcallen

Dept: Waterworks
Attn: Julio



JOHN DEERE

DOGGETT

PC10 PLATE COMPACTOR

Quote by: Casey Cavazos - 956-227-0877 - casey.cavazos@doggett.com

| Code | Description | Qty | List Price |
|-------|----------------------|-----|----------------|
| 03Y1T | PC10 PLATE COMPACTOR | 1 | \$8,293.00 USD |

Option Codes

| | | | |
|------|---|---|----------------|
| 1006 | Mounting Adapter Kit, 320 P / 410 P Backhoe | 1 | \$1,065.00 USD |
|------|---|---|----------------|

The mounting adapter bracket is required for backhoe attachment, but is not compatible with Deere rear quick couplers.

Includes mounting bracket, hardware, hoses, and hydraulic components for installation.

Requires auxiliary hydraulics with one way flow. Compatible with Deere Standard Quick Coupler, Multi-Brand Quick Coupler, Rear Hydraulic Coupler, and Rear Spring Type Coupler (Rear Spring Type Coupler requires pins).

| | | |
|---------------------------|-------------------------------------|--------------------|
| Total | | 9,358.00 |
| Sourcewell (14%) Contract | 011723-JDC 071123-JDC | (1,310.12) |
| Predelivery Inspection | | 450.00 |
| Factory Freight | | 900.00 |
| TOTAL SALES PRICE | | \$ 9,397.88 |

City of Mcallen

Dept: Waterworks

Attn: Julio



JOHN DEERE

DOGGETT

HH80C Hydraulic Hammer

Quote by: Casey Cavazos - 956-227-0877 - casey.cavazos@doggett.com

| Code | Description | Qty | List Price |
|-------|------------------------|-----|-----------------|
| OCB0T | HH80C Hydraulic Hammer | 1 | \$13,230.00 USD |

Option Codes

| | | | |
|------|--|---|----------------|
| 1006 | Mounting Bracket, 410 Backhoe Loader | 1 | \$1,158.00 USD |
| | For use on: | | |
| | 310SG-SL | | |
| | 310SL HL | | |
| | 315SG-SL | | |
| | 410G-L | | |
| | Not compatible with Backhoe Loader New Series Multi-Brand Quick Coupler. | | |

| | | | |
|---------------------------------|-----------------------|----|------------------|
| Total | 011723-JDC | \$ | 14,388.00 |
| Sourcewell Disct (14%) Contract | 071123-JDC | | (2,014.32) |
| PreDelivery Inspection | | | 450.00 |
| Factory Freight | | | 900.00 |
| TOTAL SALES PRICE | | \$ | 13,723.68 |



AGENDA ITEM 2.b.

PUBLIC UTILITY BOARD

DATE SUBMITTED 01/21/2025

MEETING DATE 1/28/2025

1. **Agenda Item: Action to Approve the Purchase of Inductive Coupled Plasma Mass Spectrometry through TXMAS Cooperative (Project No. 01-25-P30-01)**

2. **Party Making Request: Edward Gonzalez, Water Systems Director**

3. **Nature of Request:**

4. **Budgeted:** Yes

| | | | |
|----------------------|----------------------------|--------------------------|---------------------------|
| Bid Amount: | <u>\$117,205.75</u> | Budgeted Amount: | <u>\$180,000</u> |
| Under Budget: | <u>\$62,794.25</u> | Over Budget: | <u>\$0.00</u> |
| | | Amount Remaining: | <u>\$62,794.25</u> |

5. **Reimbursement:**

6. **Routing:**
 Juan Vallejo Created/Initiated - 1/21/2025
 Gerardo Noriega Final Approval - 1/22/2025

7. **Staff's Recommendation:**

8. **City Attorney: Approve. AWS**

9. **MPU General Manager: Approved - MAV**

10. **Director of Finance for Utilities: Approved - MSC**



Memo

To: Marco A. Vega, P.E. General Manager
From: Christina Molano, Water Laboratory Manager *CYM* *CM*
Thru: Edward Gonzalez, Director Water Systems *EW*
Date: 01/13/2025
Re: Purchase of Inductive Coupled Plasma Mass Spectrometry through TXMAS

On January 6, 2025, the Water Laboratory Department obtained two (2) formal quotations for the acquisition of an Inductive Coupled Plasma Mass Spectrometry.

The Water Laboratory Department staff requests authorization to award the purchase of the Inductive Coupled Plasma Mass Spectrometry to low bidder Shimadzu for \$117,205.75. The acquisition of the Inductive Coupled Plasma Mass Spectrometry will allow data consistency, efficiency, and allowing in-house testing with the opportunity for commercial testing in the future for analysis such as Lead, Copper, and Trace Metals (e.g; Methods: 200.8, 200.7, 245.1). Leading to cost saving and real time monitoring.

Water Laboratory Department has ensured adherence to the proper procurement process through obtaining a Cooperative Contract: TXMAS, along with two (2) distinct quotations. These items were PUB Approved for FY 24-25.

The account to utilize this purchase will be from:

ACCOUNT 430-4020-446.66-20 \$117,205.75

REQUEST FOR AVAILABILITY OF FUNDS

| | | | |
|------------------|--------------------------|----------|-------------------------------------|
| Construction | <input type="checkbox"/> | Purchase | <input checked="" type="checkbox"/> |
| Service | <input type="checkbox"/> | Supply | <input type="checkbox"/> |
| Land Acquisition | <input type="checkbox"/> | | |

Department Name: Water Lab
Department Head: Edward Gonzalez
Signature: *for [Signature]* Date: 1-20-25
Project Name: Action to approve the purchase of Inductive Coupled Plasma Mass Spectrometry through TXMAS
Description: Inductive Coupled Plasma Mass Spectrometry instrument for in-house testing of trace metals such as lead and copper. Purchase will be through TXMAS Cooperative.

Start Date _____ End Date _____ Location of Project: Water Lab

State/Federal Funding (Specify Agency (ies)): N/A

State/Federal Grants (Specify Agency (ies)): N/A

Account Number : (Include Project Code) 430-4020-446-66-20 Estimated Cost: \$ 117,205

Account Number : (Include Project Code) _____ Estimated Cost: _____

Office of Management & Budget / Treasury Management Approval:

| | | | | |
|---------------------|--------------|-------------------------------------|---------------------------|--------------------------|
| Budget Information: | Budgeted | <input checked="" type="checkbox"/> | No Funds Available | <input type="checkbox"/> |
| | Not Budgeted | <input type="checkbox"/> | Budget Amendment Required | <input type="checkbox"/> |
| | | | Budget Reclaim Required | <input type="checkbox"/> |

Funding Source: Water CIP Fund
Budget Amount: \$ 180,000
Name: Maria Chavero
Title: Director of Finance for Utilities
Signature: *[Signature]* Date: 1/21/2025

City Manager / General Manager Authorization to Solicit Bids

Approved: Disapproved:
Signature: *[Signature]* Date: 1/21/2025

FEDERAL REQUIREMENTS:

A. Please verify if an environmental review has been completed on this project.
Please provide release of funds date if applicable: _____

N/A

B. Please specify if there are any Buy America Requirements for this project.
If yes, Please advise which Buy America provision applies.

No, Buy America does not apply

C. Please specify if a Disadvantage Business Enterprise Goal is required to be met with this procurement.

What is the specific goal/ percentage for this project? _____

Is this project race conscious or race neutral project (Please identify)? _____

No DBE Required for this project.

D. Please specify if there are any special advertising requirements for this procurement.
If yes, please include the websites or additional circulars where notice of procurement must be advertised.

N/A

Please add publication location. _____

E. Please specify if there are any other type of forms/ and or requirements for this procurement.
Please attach documents if necessary.

N/A

F. Please indicate any additional requirements required for this state/federal grant.



Customer:

Christina Molano
McAllen City Water
8313 N Bentsen Rd
McAllen, TX 78504
Phone: (956) 681-1722
Fax:
E-mail: cymolano@mcallen.net

Sales Engineer:

Dilek Balkanli
Shimadzu Scientific Instruments
8911 S. Sam Houston Pkwy. West
Missouri City, TX 77489
Regional Office: (800) 739-1942 Ext.
Direct Dial:
E-mail: dsbalkanli@shimadzu.com

Sales Proposal

Quotation: SSI-258446-L6B5 Rev. 3

Expiration: 1/30/2025

Quote Description:

FOB destination will be McAllen City Water.

Proposed Ship Date: 30 Days/ARO

FOB: DESTINATION **Ship Method:** BEST WAY

Shipping Terms: PREPAID & ADD

Incoterms: FOB

Additional Information:

- All items, unless otherwise noted, are on the schedule for contract number TXMAS-24-49301 which expires May 31, 2027. Please reference this quotation number and **include your Agency or Co-Op number on your Purchase Order.**

For proposal questions or modifications, please contact your sales representative.

For Order Placement:


Reference the SSI Quotation Number in the Note to Contractor section of the Texas SmartBuy purchase order

Please note that state taxes, local taxes and freight, if applicable, will be added at invoicing.
Forward official tax exempt documentation if applicable.

Thank you for your interest in Shimadzu Scientific Instruments.

Shimadzu Scientific Instruments
7102 Riverwood Drive, Columbia, MD 21046
Toll Free: 800-477-1227
Local: 410-381-1227 Fax: 410-381-6781
E-mail: customer.service@shimadzu.com

Authorization Signature*



Gregory Vandiver

Date: 12/17/2024

*Sales Proposal is not valid without Authorized Signature.

International:

Fax: 410-309-6130
E-mail: icsc@shimadzu.com

Sales Quotation - please reference the quotation when submitting purchase order.

ICPMS-2040/2050

| Product # | Qty | Description | Price Per Unit | Ext'd Price | On Contract |
|-----------------|-----|---|----------------|--------------|-------------|
| 1 211-97100-58 | 1 | ICPMS-2040 Mass Spectrometer | \$153,271.00 | \$115,055.75 | Yes |
| 2 220-95356-90 | 1 | Internal Standard Automatic Addition Kit, Glass, ICP/ICPMS | \$450.00 | \$0.00 | No |
| 3 211-97400-58 | 1 | AS-20 Autosampler, ICPMS-2040/2050 | \$5,826.00 | \$0.00 | No |
| 4 200-93113-05 | 1 | REAGENT TUBE 30X90 | \$16.00 | \$0.00 | No |
| 5 211-90070-42 | 1 | Rotary vane pump PFPE, ICPMS-2040/2050 | \$8,860.00 | \$0.00 | No |
| 6 211-97273-41 | 1 | Cooling Water Circulator SMC HRS024 | \$7,546.00 | \$0.00 | No |
| 7 018-31558-44 | 1 | Tubing, ICPMS, Black/Black, 0.76 mm ID, Peristaltic Pump Tubing for ICPMS, 6 Pack | \$56.00 | \$0.00 | No |
| 8 018-31558-43 | 1 | Tube, 0.25-OB3B-95-F | \$56.00 | \$0.00 | No |
| 9 220-99217-02 | 4 | ATMSPC-103: INTRODUCTION TO ICPMS INSTRUMENTATION | \$2,019.00 | \$0.00 | No |
| 10 TIER 5 I&F | 1 | Tier 5 Installation and Customer Familiarization | \$13,063.00 | \$0.00 | No |
| 11 1YW | 1 | 1 YEAR WARRANTY | \$0.00 | \$0.00 | No |
| 12 220-95369-00 | 1 | Vials, AA, 15mL Sample Tubes, Pack of 1000, ASC | \$224.00 | \$0.00 | No |
| 13 220-95377-10 | 1 | Standards, AA, ICPMS Standards Set for EPA 200.8 Rev. 4.4 | \$1,408.00 | \$0.00 | No |

| | |
|---|---------------------|
| Open Market/Incidental Extended Price: | \$2,150.00 |
| On Contract Extended Price: | \$115,055.75 |

| | |
|----------------------------------|---------------------|
| Quote Extended Price: | \$165,907.75 |
| Total Line Item Discount: | \$50,852.00 |
| Quote Sub-Total: | \$115,055.75 |
| Estimated Freight: | \$2,150.00 |
| Total Amount: | \$117,205.75 |

By placing an Order for any Products related to this Sales Proposal and Quotation, Customer agrees to the terms and conditions at <https://www.ssi.shimadzu.com/terms/General-Terms-Conditions-of-Sale.htm>, which are incorporated herein and applicable hereto. SSI reserves the right to update its Terms and Conditions at any time, however the terms and conditions in effect at the date of delivery of Products related to this Sales Proposal and Quotation shall apply to that purchase.

Memo

TO: Marco A. Vega, P.E., General Manager
J.J. Rodriguez, Asst. General Manager

THRU: Carlos Gonzalez, P.E., Utility Engineer
Erika Gomez, P.E., Utility Engineer

FROM: Rafael A. Balderas, E.I.T., Asst. to the Utility Engineer

DATE: January 22, 2025

SUBJECT: **Aqualina at Tres Lagos Phase IV Subdivision; Consideration & Approval of Subdivision**

This property is located on the south side of Aqualina at Tres Lagos Phase I, located on the north side of future Russell Road (9 Mile) and on the west side of Tres Lagos Boulevard. It is located within the McAllen City Limits and is being proposed as R-1 residential. The tract consists of 16.429 acres and will be 44 lots for single family homes.

The subdivision application was originally filed with the City on October 10, 2024 and has received preliminary P&Z approval on October 22, 2024. The information required from the developer's engineer for this agenda was received on January 9, 2025.


Utility plan/availability is described as follows:

1. **Water Service:** The property falls within the Sharyland Water Supply Corporation water CCN. The applicant will be asked to comply with the typical City of McAllen subdivision requirements as they pertain to fire protection.
2. **Wastewater Service:** The applicant is proposing to install an internal 8-inch sewer line to service the property which would connect to the future wastewater line being installed on Russell Road (9 Mile).
3. **Reclaimed Water Service:** The applicant is proposing to install an internal 8-inch reclaimed waterline to service the property, which would connect to the future reclaimed line being installed on Russell Road (9 Mile).
4. This property falls within the El Pacifico Sewer reimbursement service area and will comply with the Sewer Capacity Reservation and Reimbursement Agreement, which was executed for the Tres Lagos Area.

Staff recommends MPUB approval of the subdivision application as proposed subject to the following: 1.) Dedication of a utility easement possibly along the perimeter of the property, and where the main utility lines are being proposed; 2.) Installation of the proposed public utility infrastructure be constructed as proposed; 3.) Execution of a Waterline Access Agreement between the developer, Sharyland Water Supply Corporation, and the City; 4.) Payment of a Sewer Line Reimbursement to the Developer of El Pacifico in the amount of \$10,695.14 for the El Pacifico Sewer Project; 5.) Payment of a Sewer Line Reimbursement to MPU in the amount of \$3,153.37 for participation to the El Pacifico Sewer Project.

I'll be available for further discussion/questions at the MPUB meeting.

MEMORANDUM

Date: January 07, 2025
To: Rafael Balderas, McAllen PUB
CC: Rhodes Development Inc.
From: Mario A. Reyna, P.E. 
Subject: AQUALINA AT TRES LAGOS PHASE IV SUBDIVISION

Following is a description of the water, sewer and re-use water as proposed for the above referenced subdivision:

WATER - SWSC

There is an existing SWSC 8-inch water line along the north right-of-way line within Cascada Bend Road as part of the Spine Infrastructure. An 8-inch waterline was extended west to the west right-of-way line within Tres Lagos Boulevard as part of the Spine Infrastructure. A proposed 8-inch water line will run west within the proposed north right-of-way Cascada Bend Road or dedicated easements throughout Phase IV with a flush valve to the west for future phases. The proposed 8-inch water line for Phase IV will run within the proposed street right-of-way or dedicated easements and provide all necessary services and fire protection to the lots within said Aqualina at Tres Lagos Subdivision Phase IV.

SANITARY SEWER- MPUB

There is an existing 15-inch sanitary sewer line on the south right-of-way line of Cascada Bend Road. A proposed 8-inch sanitary sewer line will be extended within the right-of-way or dedicated easements of interior streets and provide all necessary services to all lots within said Aqualina at Tres Lagos Subdivision Phase IV.

RE-USE WATER LINE - MPUB

There is an existing 12-inch reclaimed water line along the south right-of-way line of Cascada Bend Road as part of the Spine Infrastructure. A proposed 12-inch re-use water line will be extended within the right-of-way or dedicated easements of interior streets and provide all necessary services to all lots within said Aqualina at Tres Lagos Subdivision Phase IV.

Respectfully,



Mario A. Reyna, P.E.
Melden & Hunt, Inc.

REIMBURSEMENT WAIVER

STATE OF TEXAS X

COUNTY OF HIDALGO X

THIS CERTIFICATE, issued by the McAllen Public Utility (MPUB), as authorized by such Board of Trustees, hereinafter called the MPUB to RHODES DEVELOPMENT, INC. hereinafter called the DEVELOPER.

1. The DEVELOPER is the developer of the following described property: AQUALINA AT TRES LAGOS PHASE IV SUBDIVISION and proposes to construct Utility Improvements as
(Subdivision Name)

shown On a plan designed by MELDEN & HUNT, INC dated _____, hereinafter called
(Engineering Firm)

the IMPROVEMENTS, as approved by the McAllen Public Utility Board on _____
(Approval date)

2. By the execution of this certificate, the Developer hereby waives and disclaims the right to obtain reimbursement from Intervening Developers in accordance with the MPUB's Reimbursement Policy.


ISSUED in triplicate originals this _____ day of _____, 2024.

CITY OF McALLEN BY THE
McALLEN PUBLIC UTILITY

BY: _____
Mark Vega, P.E.
General Manager, McAllen Public Utility
Post Office Box 220
McAllen, Texas 78505-0220
(956) 681-1630

ATTEST:

Board Secretary

DEVELOPER
BY: 
Brad Frisby, VP Land Development
Rhodes Development, Inc.
200 S. 10th Steet, Suite 1700
McAllen, Texas 78501

**SUBDIVISION REIMBURSEMENT WORKSHEET
AQUALINA AT TRES LAGOS SUBDIVISION PHASE IV**

| SEWER LINE REIMB. CALCULATIONS | | | |
|---------------------------------------|---------------------------------|-----------|--------------------|
| SEWER: | DEV. OF EL PACIFICO SUBDIVISION | | |
| COST: | \$591.81 x | 16.429 AC | \$9,722.85 |
| 10% ADMIN FEE | <10 YEARS | | 972.29 |
| SEWER LINE REIMBURSEMENT | | | \$10,695.14 |

| SEWER LINE REIMB. CALCULATIONS | | | |
|---------------------------------------|--------------------------------|-----------|-------------------|
| SEWER: | MPU: EL PACIFICO PARTICIPATION | | |
| COST: | \$174.49 x | 16.429 AC | \$2,866.70 |
| 10% ADMIN FEE | <10 YEARS | | 286.67 |
| SEWER LINE REIMBURSEMENT | | | \$3,153.37 |

TOTAL REIMBURSEMENT DUE **\$13,848.51**

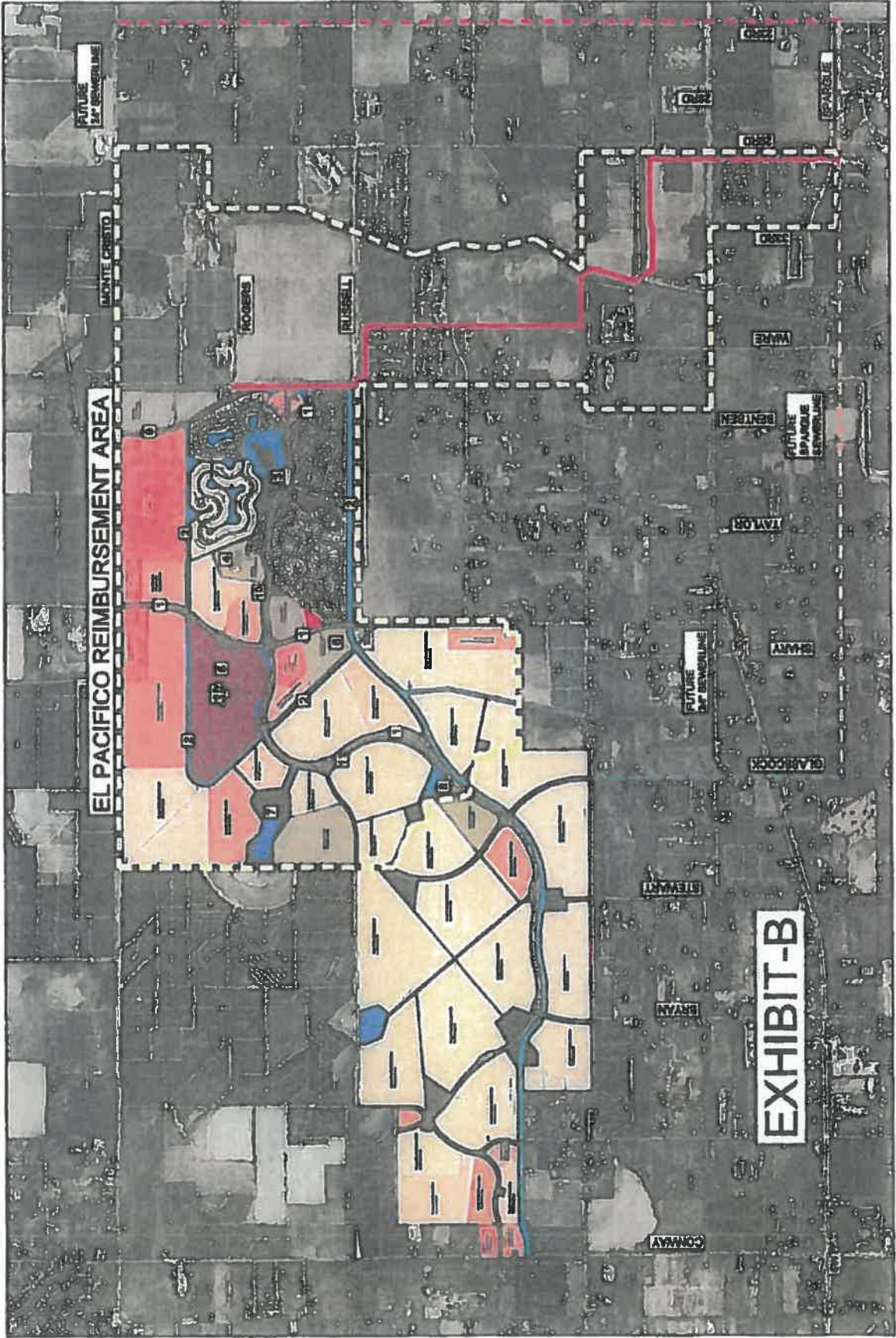
Prepared By: RB Date: 1/3/25 Reviewed By: _____

Escrows will be adjusted upon execution of Final Reimbursement Certificate

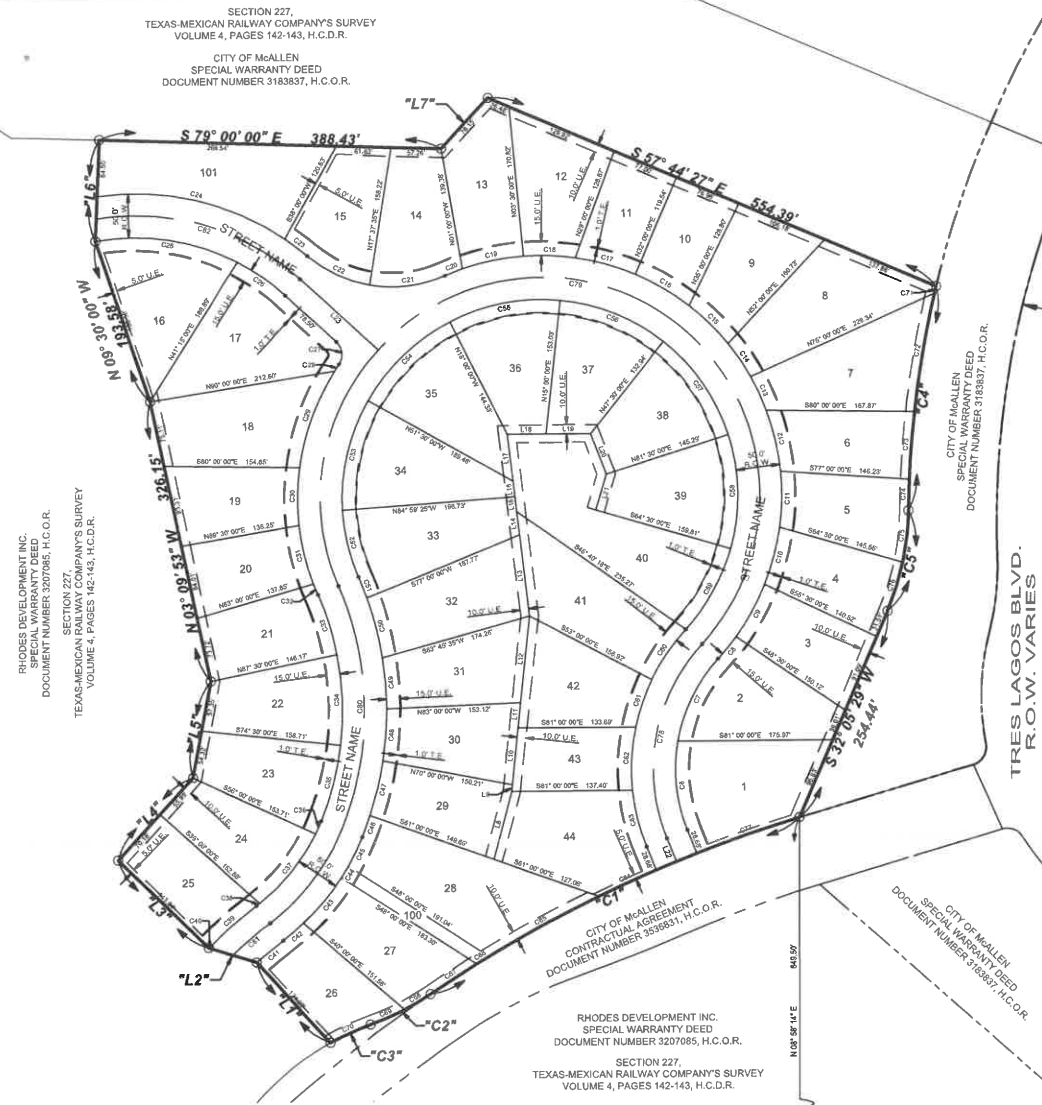
I hereby agree to pay amounts indicated above and any additional costs determined in the Final Reimbursement Certificate as approved by McAllen Public Utility Board.

Signature: Agreement in Place

Print: _____



ⓧ



SUBDIVISION MAP OF AQUALINA AT TRES LAGOS SUBDIVISION PHASE IV

BEING A SUBDIVISION OF 16.429 ACRES SITUATED IN THE CITY
OF McALLEN, HIDALGO COUNTY, TEXAS, BEING OUT OF
SECTION 227, TEXAS-MEXICAN RAILWAY COMPANY'S SURVEY
ACCORDING TO THE PLAT OR MAP THEREOF RECORDED IN
VOLUME 4, PAGES 142-143, HIDALGO COUNTY DEED RECORDS

METES AND BOUNDS DESCRIPTION:

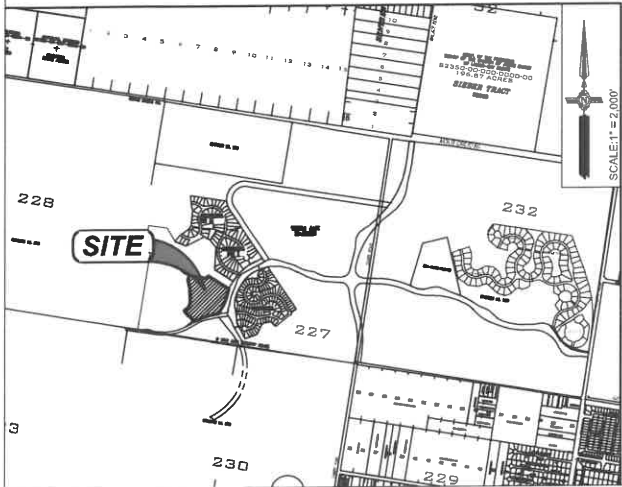
A TRACT OF LAND CONTAINING 16.429 ACRES SITUATED IN THE CITY OF McALLEN, HIDALGO COUNTY, TEXAS, BEING A PART OR PORTION OUT OF SECTION 227, TEXAS-MEXICAN RAILWAY COMPANY'S SURVEY, ACCORDING TO THE PLAT THEREOF RECORDED IN VOLUME 4, PAGES 142-143, HIDALGO COUNTY DEED RECORDS, WHICH SAID 16.429 ACRES ARE OUT OF A CERTAIN TRACT CONVEYED TO RHODES DEVELOPMENT INC. BY VIRTUE OF A SPECIAL WARRANTY DEED RECORDED UNDER DOCUMENT NUMBER 3207085, HIDALGO COUNTY OFFICIAL RECORDS, SAID 16.429 ACRES ALSO BEING MORE PARTICULARLY DESCRIBED AS FOLLOWS:

- COMMENCING AT A NO. 4 REBAR FOUND AT THE SOUTHEAST CORNER OF SAID SECTION 227;
- THENCE, N 81° 01' 45" W ALONG THE SOUTH LINE OF SAID SECTION 227, A DISTANCE OF 3,303.65 FEET;
- THENCE, N 08° 58' 14" E A DISTANCE OF 649.50 FEET TO A NO. 4 REBAR SET FOR THE SOUTHEAST CORNER AND POINT OF BEGINNING OF THIS HEREIN DESCRIBED TRACT;
1. THENCE, IN A SOUTHWESTERLY DIRECTION, ALONG A CURVE TO THE LEFT, WITH A CENTRAL ANGLE OF 17° 20' 58", A RADIUS OF 1,540.00 FEET, AN ARC LENGTH OF 486.22 FEET, A TANGENT OF 234.96 FEET AND A CHORD THAT BEARS S 73° 49' 25" W A DISTANCE OF 484.54 FEET TO A NO. 4 REBAR SET, FOR AN ANGLE POINT OF THIS TRACT;
 2. THENCE, IN A SOUTHWESTERLY DIRECTION, ALONG A CURVE TO THE RIGHT, WITH A CENTRAL ANGLE OF 14° 37' 36", A RADIUS OF 300.00 FEET, AN ARC LENGTH OF 76.59 FEET, A TANGENT OF 38.50 FEET AND A CHORD THAT BEARS S 72° 27' 44" W A DISTANCE OF 76.38 FEET TO A NO. 4 REBAR SET, FOR AN ANGLE POINT OF THIS TRACT;
 3. THENCE, IN A SOUTHWESTERLY DIRECTION, ALONG A CURVE TO THE LEFT, WITH A CENTRAL ANGLE OF 09° 30' 19", A RADIUS OF 300.00 FEET, AN ARC LENGTH OF 49.71 FEET, A TANGENT OF 24.94 FEET AND A CHORD THAT BEARS S 75° 01' 23" W A DISTANCE OF 49.71 FEET TO A NO. 4 REBAR SET, FOR THE SOUTHWEST CORNER OF THIS TRACT;
 4. THENCE, N 33° 00' 00" W A DISTANCE OF 124.20 FEET TO A NO. 4 REBAR SET, FOR AN INSIDE CORNER OF THIS TRACT;
 5. THENCE, N 63° 51' 41" W A DISTANCE OF 57.46 FEET TO A NO. 4 REBAR SET, FOR AN OUTSIDE CORNER OF THIS TRACT;
 6. THENCE, N 38° 30' 00" W A DISTANCE OF 143.84 FEET TO A NO. 4 REBAR SET, FOR AN OUTSIDE CORNER OF THIS TRACT;
 7. THENCE, N 51° 24' 11" E A DISTANCE OF 126.17 FEET TO A NO. 4 REBAR SET, FOR AN INSIDE CORNER OF THIS TRACT;
 8. THENCE, N 19° 30' 00" E A DISTANCE OF 111.67 FEET TO A NO. 4 REBAR SET, FOR AN INSIDE CORNER OF THIS TRACT;
 9. THENCE, N 03° 09' 53" W A DISTANCE OF 326.15 FEET TO A NO. 4 REBAR SET, FOR AN ANGLE POINT OF THIS TRACT;
 10. THENCE, N 09° 30' 00" W A DISTANCE OF 193.58 FEET TO A NO. 4 REBAR SET, FOR AN OUTSIDE CORNER OF THIS TRACT;
 11. THENCE, N 11° 00' 00" E A DISTANCE OF 115.38 FEET TO A NO. 4 REBAR SET, FOR THE NORTHWEST CORNER OF THIS TRACT;
 12. THENCE, S 79° 00' 00" E A DISTANCE OF 388.43 FEET TO A NO. 4 REBAR SET, FOR AN INSIDE CORNER OF THIS TRACT;
 13. THENCE, N 52° 00' 00" E A DISTANCE OF 78.15 FEET TO A NO. 4 REBAR SET, FOR AN OUTSIDE CORNER OF THIS TRACT;
 14. THENCE, S 57° 44' 27" E A DISTANCE OF 554.39 FEET TO A NO. 4 REBAR SET ON THE WEST LINE OF A CERTAIN TRACT CONVEYED TO THE CITY OF McALLEN, BY VIRTUE OF A SPECIAL WARRANTY DEED RECORDED UNDER DOCUMENT NUMBER 3183832, HIDALGO COUNTY OFFICIAL RECORDS, FOR THE NORTHEAST CORNER OF THIS TRACT;
 15. THENCE, IN A SOUTHWESTERLY DIRECTION, ALONG THE WEST LINE OF SAID CERTAIN TRACT CONVEYED TO THE CITY OF McALLEN, ALONG A CURVE TO THE LEFT, WITH A CENTRAL ANGLE OF 12° 49' 54", A RADIUS OF 1,150.00 FEET, AN ARC LENGTH OF 257.55 FEET, A TANGENT OF 129.31 FEET AND A CHORD THAT BEARS S 16° 03' 07" W A DISTANCE OF 257.01 FEET TO A NO. 4 REBAR SET, FOR AN ANGLE POINT OF THIS TRACT;
 16. THENCE, IN A SOUTHWESTERLY DIRECTION, ALONG THE WEST LINE OF SAID CERTAIN TRACT CONVEYED TO THE CITY OF McALLEN, ALONG A CURVE TO THE RIGHT, WITH A CENTRAL ANGLE OF 22° 27' 19", A RADIUS OF 300.00 FEET, AN ARC LENGTH OF 117.58 FEET, A TANGENT OF 59.55 FEET AND A CHORD THAT BEARS S 20° 51' 49" W A DISTANCE OF 116.63 FEET TO A NO. 4 REBAR SET, FOR AN ANGLE POINT OF THIS TRACT;
 17. THENCE, S 32° 05' 29" W ALONG THE WEST LINE OF SAID CERTAIN TRACT CONVEYED TO THE CITY OF McALLEN, A DISTANCE OF 254.44 FEET TO THE POINT OF BEGINNING AND CONTAINING 16.429 ACRES OF LAND, MORE OR LESS.

LEGEND & ABBREVIATIONS

- FOUND NO. 4 REBAR
- SET NO. 4 REBAR W/PLASTIC CAP STAMPED MELDEN & HUNT
- CURVE PC AND PT
- P.O.B. - POINT OF BEGINNING
- P.O.C. - POINT OF COMMENCING
- H.C.M.R. - HIDALGO COUNTY MAP RECORDS
- H.C.D.R. - HIDALGO COUNTY DEED RECORDS
- H.C.O.R. - HIDALGO COUNTY OFFICIAL RECORDS
- R.O.W. - RIGHT-OF-WAY
- S.W. COR. - SOUTHWEST CORNER
- SQ.FT. - SQUARE FEET
- H.C.I.D. - HIDALGO COUNTY IRRIGATION DISTRICT
- H.C.D.D. - HIDALGO COUNTY DRAINAGE DISTRICT
- U.E. - UTILITY EASEMENT
- T.E. - TECHNOLOGY EASEMENT

LOCATION MAP



DRAWN BY: J.L.G. DATE: 10-03-2024
 SURVEYED, CHECKED: DATE: _____
 FINAL CHECK: DATE: _____

MELDEN & HUNT INC.
 CONSULTANTS • ENGINEERS • SURVEYORS

115 W. McINTYRE - EDINBURG, TX 78541
 PH: (956) 381-0981 - FAX: (956) 381-1839
 ESTABLISHED 1947 - www.meldenandhunt.com



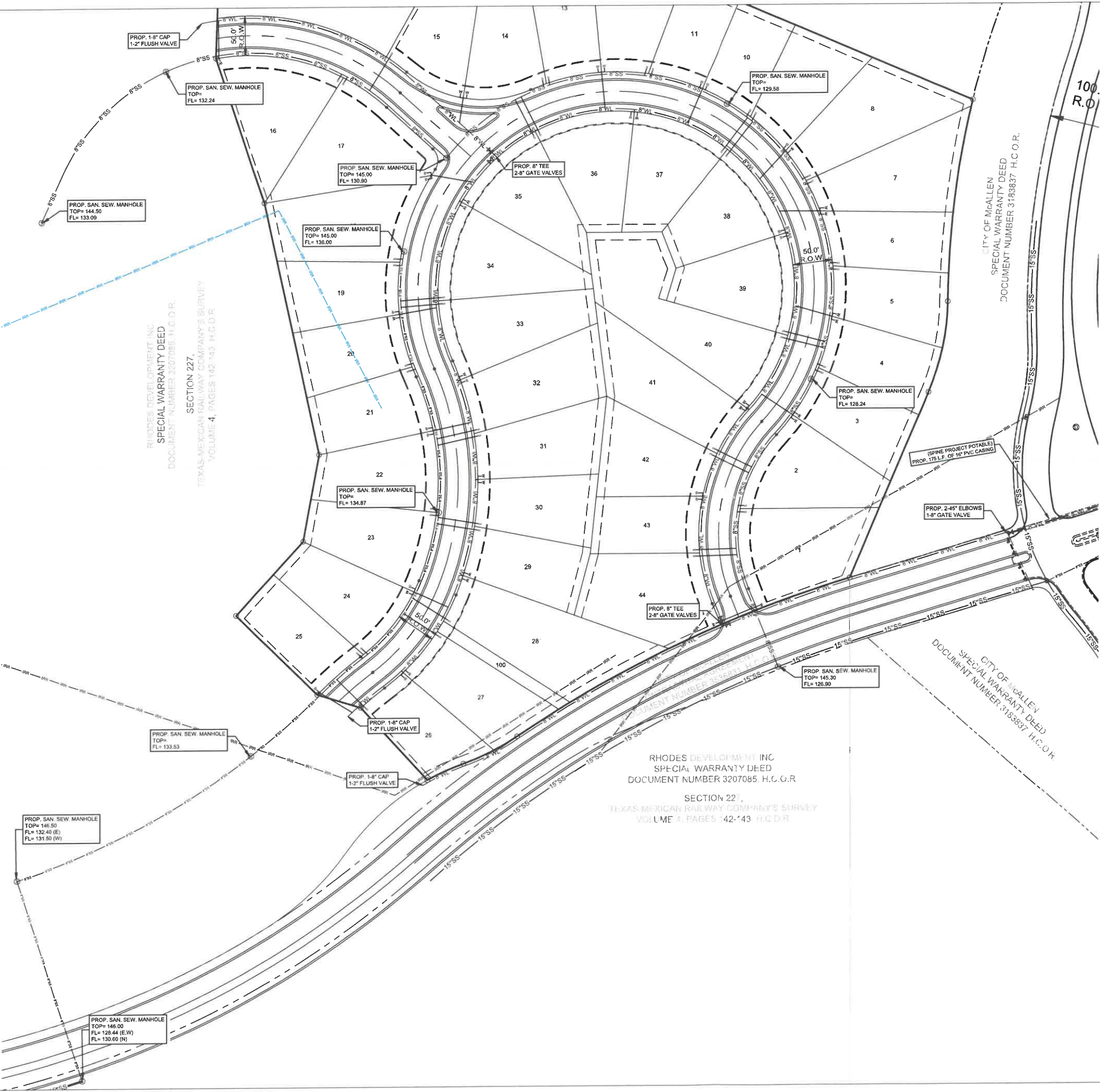
GENERAL NOTES:

1. THIS SUBDIVISION IS IN FLOOD ZONE "X" (UNSHADED) AREAS DETERMINED TO BE OUTSIDE 500-YEAR FLOODPLAIN. COMMUNITY PANEL NUMBER: 480534 0300 D MAP REVISED: JUNE 6, 2000. REVISED TO REFLECT LOMR: MAY 1, 2023
2. MINIMUM PERMISSIBLE FINISH FLOOR ELEVATION SHALL BE 18 INCHES ABOVE THE FRONT TOP OF CURB MEASURED FROM THE CENTER OF THE LOT.
3. MINIMUM SETBACKS SHALL BE:
 FRONT: 20 FEET OR GREATER FOR EASEMENTS
 REAR: 11 FEET OR GREATER FOR EASEMENTS
 INTERIOR SIDES: 5 FEET OR GREATER FOR EASEMENTS
 SIDE CORNER: 10 FEET OR GREATER FOR EASEMENTS
 GARAGE: 18 FEET, EXCEPT WHERE GREATER SETBACK IS REQUIRED; GREATER SETBACK APPLIES
4. REQUIRED DETENTION FOR STORM SEWER RUNOFF PER THE APPROVED DRAINAGE REPORT SHALL BE 94.599 C.F. (0.172 AC-FI) STORM WATER RUNOFF GENERATED FROM DEVELOPMENT SHALL BE DETAINED OFF-SITE IN THE ADJACENT DRAIN DITCHES. DESIGN OF THESE DRAIN DITCHES IS REFERENCED IN THE MASTER DRAINAGE STUDY.
5. AN ENGINEERED DRAINAGE DETENTION PLAN, APPROVED BY THE ENGINEERING DEPARTMENT SHALL BE SUBMITTED AND APPROVED BY THE CITY OF McALLEN PRIOR TO ISSUANCE OF BUILDING PERMIT.
6. CITY OF McALLEN BENCHMARK: NUMBER MC 22, TOP OF 30" ALUMINUM PIPE WITH A 3-1/4" BRASS MONUMENT CAP TOP LOCATED AT THE NORTHEAST CORNER OF INTERSECTION OF WALLACE ROAD AND FM 1925, GEODETIC 64 P.S. TEXAS STATE PLANE GRID COORDINATE SYSTEM, NAD 83 TEXAS SOUTH 8208 ELEVATION PER NAVD 88 (GEOID 2003) N=18653575.4252, E=1063531.96275, ELEV.=135.74.
7. NO STRUCTURES PERMITTED TO BE BUILT OVER EASEMENTS.
8. 6 FT. OPAQUE BUFFER REQUIRED FROM ADJACENT/BETWEEN MULTI-FAMILY RESIDENTIAL AND COMMERCIAL, AND INDUSTRIAL ZONES/USES.
9. 8 FT. MASONRY WALL REQUIRED BETWEEN SINGLE FAMILY RESIDENTIAL AND COMMERCIAL, INDUSTRIAL, OR MULTI-FAMILY RESIDENTIAL ZONES/USES.
10. PRIVATE TECHNOLOGY EASEMENT. OWNER RESERVES UNTO RHODES DEVELOPMENT INC. A TECHNOLOGY EASEMENT OVER THE PROPERTY IN THE LOCATION IDENTIFIED ON THIS PLAT (THE "TECHNOLOGY EASEMENT"). THE TECHNOLOGY EASEMENT SHALL BE AN EXCLUSIVE EASEMENT FOR THE PURPOSE OF INSTALLING, MAINTAINING, REPLACING AND UPDATING ANY AND ALL CABLE, FIBER, OR OTHER ANY TRANSPORT MEDIA REASONABLY NECESSARY FOR PROVIDING TECHNOLOGY SERVICES, INCLUDING BUT NOT LIMITED TO INTERNET, CABLE, SECURITY, AND RELATED SERVICES, TO THE LOTS CREATED BY THIS PLAT.
11. DEVELOPER / TRES LAGOS (PID) PUBLIC IMPROVEMENT DISTRICT / OWNER/NOA, THEIR SUCCESSORS AND ASSIGNEES AND NOT THE CITY OF McALLEN SHALL BE RESPONSIBLE FOR COMPLIANCE OF INSTALLATION AND MAINTENANCE AND OTHER REQUIREMENTS PER SECTION 110-72 OF THE SUBDIVISION ORDINANCE, INCLUDING BUT NOT LIMITED TO COMMON AREAS.
12. A CERTIFICATE OF OCCUPANCY WILL NOT BE ISSUED BY THE CITY OF McALLEN FOR ANY STRUCTURE BUILT ON A LOT IDENTIFIED ON THIS PLAT UNTIL ALL INFRASTRUCTURE REQUIRED TO SERVE THE LOT HAS BEEN INSTALLED, INSPECTED, AND APPROVED BY THE APPROPRIATE AUTHORITY.
13. A 25 FOOT X 25 FOOT SIGHT OBSTRUCTION CLIP REQUIRED AT ALL STREET INTERSECTIONS.
14. CITY OF McALLEN ACTING BY AND THROUGH THE TRES LAGOS PUBLIC IMPROVEMENT DISTRICT (PID) DEDICATES A WALL EASEMENT FOR THE CONSTRUCTION, MAINTENANCE, REPAIR, REMOVAL, REPLACEMENT, AND OPERATION OF MASONRY WALLS PROVIDING ACCESS CONTROL AND SOUND BUFFERING WITHIN THE PID.
15. INTERIOR SIDEWALKS SHALL BE INSTALLED AT BUILDING PERMIT STAGE AS PER SIDEWALK PLAN FILED WITH THE CITY BY REGISTERED ENGINEER DESIGNING THE UNIT OF DEVELOPMENT, PER AGREEMENT.
16. UNITED IRRIGATION DISTRICT NOTES:
 • ALL IRRIGATION EASEMENTS ARE EXCLUSIVE TO UNITED IRRIGATION DISTRICT, AND THE DISTRICT ALLOWS NO OTHER UTILITIES OR OUTSIDE USE WITHOUT ITS EXPRESS WRITTEN APPROVAL.
 • NO UTILITY COMPANY, PUBLIC ENTITY, PARTY OR PERSON IS ALLOWED TO CROSS ABOVE OR BELOW GROUND ANY IRRIGATION DISTRICT EASEMENT OR RIGHT OF WAY WITH LINES, POLES, OPEN DITCHES OR OTHER USE WITHOUT FIRST OBTAINING A CROSSING PERMIT FROM UNITED IRRIGATION DISTRICT.
 • NO PERMANENT STRUCTURE, UTILITY POLE, HOLE, WALL, FENCE, DRIVEWAY, OR ROAD WILL BE ALLOWED TO BE CONSTRUCTED OR EXIST ON ANY DISTRICT EASEMENT OR RIGHT OF WAY WITHOUT WRITTEN APPROVAL BY IRRIGATION DISTRICT. ANY UNAUTHORIZED STRUCTURE WITHIN THE EASEMENT BOUNDARY IS SUBJECT TO IMMEDIATE REMOVAL AT VIOLATOR'S EXPENSE.
 • NO UTILITY COMPANY, PUBLIC ENTITY, PARTY OR PERSON IS ALLOWED TO CONNECT TO ANY DISTRICT FACILITY WITHOUT FIRST OBTAINING A PERMIT FROM UNITED IRRIGATION DISTRICT. ANY CONNECTION NOT AUTHORIZED BY THE DISTRICT IS SUBJECT TO IMMEDIATE REMOVAL AT VIOLATOR'S EXPENSE.
17. NOTE FOR MAINTENANCE UNDER SECTION 110-72 & 134-168 CITY OF McALLEN CODE OF ORDINANCES:
 THE CITY OF McALLEN SHALL ONLY BE RESPONSIBLE FOR MAINTAINING THOSE IMPROVEMENTS WHICH HAVE BEEN SPECIFICALLY DEDICATED TO AND ACCEPTED BY THE CITY FOR MAINTENANCE. SUCH MAINTENANCE SHALL BE PERFORMED BY AND BE THE SOLE RESPONSIBILITY OF THE TRES LAGOS PUBLIC IMPROVEMENT DISTRICT FOR THOSE IMPROVEMENTS OR RIGHT OF WAYS DEDICATED TO THE CITY ACTING BY AND THROUGH SUCH DISTRICT PURSUANT TO SECTION 110-72 OF THE CITY OF McALLEN CODE OF ORDINANCES. MAINTENANCE OF AREAS WHICH HAVE NOT BEEN DEDICATED TO AND ACCEPTED FOR MAINTENANCE BY THE CITY SUCH AS UNDEDICATED COMMON AREAS, AREAS NOT INCLUDED IN SPECIFIC LOTS, AND THOSE AREAS ADJACENT TO THE SUBDIVISION AND THAT ARE UNIMPROVED AND LIE BETWEEN THE SUBDIVISION AND ADJACENT PAVED PUBLIC STREETS THE "UNDEDICATED COMMON AREAS" SHALL BE THE RESPONSIBILITY OF THE DEVELOPER/HOMEOWNER'S ASSOCIATION/OWNERS, THEIR SUCCESSORS AND/OR ASSIGNEES AS PER DECLARATION OF COVENANTS, CONDITIONS, AND RESTRICTIONS FOR AQUALINA AT TRES LAGOS SUBDIVISION PHASE IV, RECORDED AS DOCUMENT NUMBER _____ AND THE MASTER DECLARATION OF COVENANTS AND CONDITIONS FOR TRES LAGOS RESIDENTIAL DEVELOPMENT RECORDED AS DOCUMENT NUMBER 2821589, HIDALGO COUNTY, DEED RECORDS (COLLECTIVELY THE "DECLARATIONS"), PURSUANT TO SECTION 134-168 OF THE CITY OF McALLEN CODE OR ORDINANCES MAINTENANCE OF ANY PRIVATE STREETS, PRIVATE STREET LIGHTING, PRIVATE TRAFFIC CONTROL DEVICES AND PRIVATE SIDEWALKS AND PRIVATE COMMON AREAS OF THE SUBDIVISION WHICH HAVE NOT BEEN DEDICATED TO AND ACCEPTED FOR MAINTENANCE BY THE TRES LAGOS PUBLIC IMPROVEMENT DISTRICT (THE "PRIVATE COMMON AREAS") SHALL BE THE RESPONSIBILITY OF THE SUBDIVIDER/DEVELOPER/OWNER OR THE HOMEOWNER'S ASSOCIATION PURSUANT TO THE REQUIREMENTS OF SECTION 134-168, AS APPLICABLE. THE CITY OF McALLEN SHALL NOT BE RESPONSIBLE FOR THE MAINTENANCE OF SAID UNDEDICATED COMMON AREAS OR PRIVATE COMMON AREAS. ANY AMENDMENT TO THE DECLARATIONS THAT CONFLICTS WITH THE REQUIREMENTS OF SAID SECTION 110-72 OR SECTION 134-168 SHALL BE NULL AND VOID.
18. ALL INTERIOR LOT CORNERS WILL HAVE A NO. 4 REBAR SET WITH PLASTIC CAP STAMPED MELDEN & HUNT, INC.
19. ALL EASEMENTS ARE DEDICATED BY THIS PLAT UNLESS STATED OTHERWISE.
20. COMMON/DETENTION AREAS, ANY SERVICE DRIVE, GATE AREAS, ETC. MUST BE MAINTAINED BY THE LOT OWNER(S) AND NOT THE CITY OF McALLEN.



FILED FOR RECORD IN
 HIDALGO COUNTY
 ARTURO GUAJARDO, JR.
 HIDALGO COUNTY CLERK

ON: _____ AT _____ AM/PM
 INSTRUMENT NUMBER _____
 OF THE MAP RECORDS OF HIDALGO COUNTY, TEXAS
 BY: _____ DEPUTY




RHODES DEVELOPMENT INC
SPECIAL WARRANTY DEED
DOCUMENT NUMBER 3207085 H.C.O.R.
SECTION 227,
TEXAS-MEXICAN RAILWAY COMPANY'S SURVEY
VOLUME 4, PAGES 142-143 H.C.D.R.

RHODES DEVELOPMENT INC
SPECIAL WARRANTY DEED
DOCUMENT NUMBER 3207085 H.C.O.R.
SECTION 227,
TEXAS-MEXICAN RAILWAY COMPANY'S SURVEY
VOLUME 4, PAGES 142-143 H.C.D.R.

CITY OF McALLEN
SPECIAL WARRANTY DEED
DOCUMENT NUMBER 3183837 H.C.O.R.

CITY OF McALLEN
SPECIAL WARRANTY DEED
DOCUMENT NUMBER 3183837 H.C.O.R.

JOB No. 24139

| REVISION | DATE | BY |
|---|------|----|
|  MELDEN & HUNT INC. CONSULTANTS • ENGINEERS • SURVEYORS <small>115 W. MIGHTYRE - EDINBURG, TX 78541 TEL: (409) 659-3611 ESTABLISHED 1947 - www.meldenandhunt.com</small> | | |

| |
|-----------------------------|
| ENG. TECH: JUAN G. |
| PROJECT ENG: MARIO REYNA |
| TITLEBLOCK: |
| 1. RELEASE DATE: 11/10/2024 |
| 2. RELEASE DATE: |
| 3. RELEASE DATE: |
| SCALE: AS NOTED |

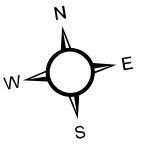
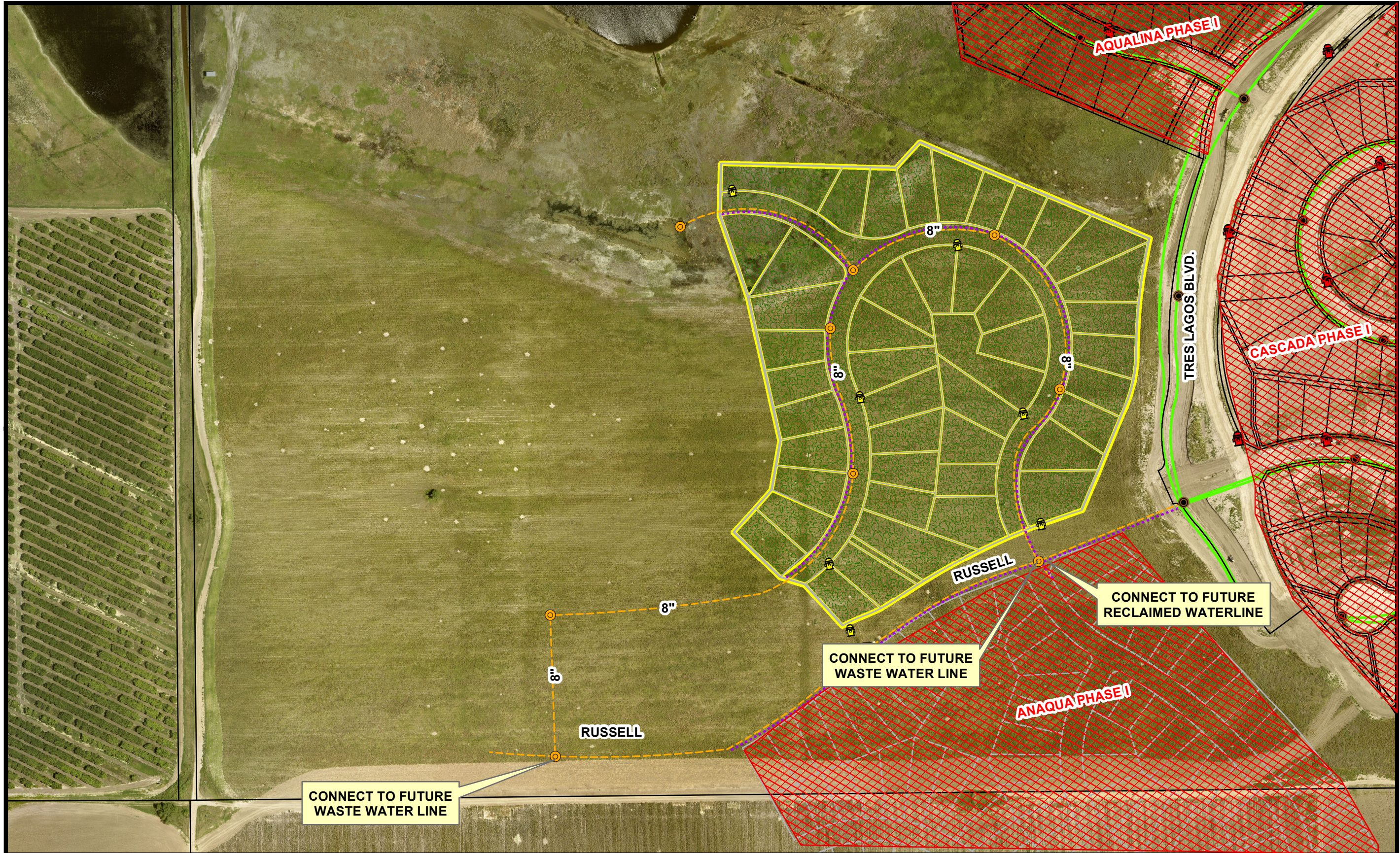


THE SEAL APPEARING ON THIS DOCUMENT WAS AUTHORIZED BY MARIO A. REYNA, P.E. 117368
Mario Reyna
 10/10/2024
 ALTERATION OF A SEALED DOCUMENT WITHOUT PROPER NOTIFICATION TO THE RESPONSIBLE ENGINEER IS AN OFFENSE UNDER THE TEXAS ENGINEERING PRACTICE LAW















AQUALINA AT TRES LAGOS
SUBDIVISION PHASE IV
McALLEN, TEXAS

UTILITIES

AQUALINA AT TRES LAGOS PHASE IV



1 inch = 211 feet

- Legend**
-  Proposed Clean-Out
 -  Proposed Manholes
 -  Proposed Fire Hydrant
 -  Existing Fire Hydrants
 -  Existing Manhole
 -  GISDATA.SDE.Lot_lines
 -  Proposed Re-Use Line
 -  Existing Wastewater Line
 -  Proposed Wastewater Line
 -  Proposed Water Line
 -  Existing Waterline
 -  Lots
 -  Existing Waterline
 -  Proposed Area



AGENDA ITEM 2.d.

PUBLIC UTILITY BOARD

DATE SUBMITTED 01/21/2025

MEETING DATE 1/28/2025

1. Agenda Item: Approval of Bentsen View Subdivision (1 Lot, C-4 Commercial Use)

2. Party Making Request: Erika Gomez, Developmental Activities

3. Nature of Request: Request of MPUB Approval from the developer of the proposed subdivision

4. Budgeted:

| | | | |
|---------------|-------|-------------------|-------|
| Bid Amount: | _____ | Budgeted Amount: | _____ |
| Under Budget: | _____ | Over Budget: | _____ |
| | | Amount Remaining: | _____ |

5. Reimbursement: Sewerline Reimbursement to MPU for the Bentsen Rd Sewer Project in the amount of \$10,764.58 and the Bentsen Rd Water Project in the amount of \$1,548.84

6. Routing:
Erika Gomez Created/Initiated - 1/21/2025

7. Staff's Recommendation: Approval of subdivision as conditions set forth

8. City Attorney: Approve. AWS

9. MPU General Manager: Approved - MAV

10. Director of Finance for Utilities: Approved - MSC

Memo

TO: Marco A. Vega, P.E., General Manager
J.J. Rodriguez, Asst. General Manager

FROM: Erika Gomez, P.E., Utility Engineer

DATE: January 20, 2025

SUBJECT: Bentsen View Subdivision; Consideration and Approval

This property is located approximately 700 ft east of Bentsen Rd along the South side of HWY 83. It is located within the McAllen City Limits and within MPU's Water and Wastewater CCN. The tract consists of 4.676 acres and is being proposed as C-4, commercial.

The subdivision application was originally filed with the City on August 30, 2023 and received preliminary P&Z approval on February 20, 2024. The information required from the developer's engineer for this agenda was received on January 17, 2025.

Utility plan/availability is described as follows:

1. **Water Service:** The applicant is proposing to connect to an existing 8-inch waterline along the south side of HWY 83 and extend an 8-inch Waterline to and thru the subdivision and connect to an existing waterline along east Bentsen Rd to close the water loop system. Fire hydrants will be installed for fire protection.
2. **Wastewater Service:** The applicant is proposing to connect to an existing 8-inch sewerline running along the east side of Bentsen Rd and extend an 8-inch sewerlines to serve the proposed development.
3. Developer has submitted a Reimbursement Waiver
4. This property falls under the Bentsen Rd Water and Sewer reimbursement Area

Staff recommends MPUB approval of the subdivision application as proposed subject to the following: 1.) Dedication of a utility easement, possibly along the perimeter of the property, and where the main utility lines will be installed; 2.) Installation of the proposed public utility infrastructure be constructed as proposed, 3.) Payment of a sewer reimbursement for the Bentsen Rd sewer project in the amount of \$10,764.58, and 5.) Payment of water reimbursement for the Bentsen Water Rd project in the amount of \$1,548.84.

I'll be available for further discussion/questions at the MPUB meeting.

January 10, 2025

Ms. Erika Gomez, PE
McAllen Public
Utilities 311 N. 15th
Street McAllen, Texas
78501

Re: Bentsen View Subdivision – Utility Narrative

The Bentsen View Subdivision, located in the City of McAllen, Texas, is a one-lot property with a gross area of 4.676-acres. It is situated on the South side of Business 83, approximately 910 feet East of Bentsen Road. The subdivision is zoned as commercial (C-4).

Water Service:

There is an existing City of McAllen 8-inch waterline along the South side Business 83 along the North property line, and another along the East side of Bentsen Road. To provide service to the development, the developer is proposing to connect to both existing lines to provide a looped system.



Sewer Service:

There is an existing 8-inch sanitary sewer line located along the East side of Bentsen Road, as per City of McAllen GIS. To serve the development, the developer is proposing to connect to the existing sanitary collection system and extend a proposed 8-inch sanitary sewer line towards East along the existing HCDD No. 1 ROW via permit approximately ~1,300-feet towards the development.



We look forward to hearing from you at your earliest convenience and would like to thank you for your assistance with the subdivision. Please call if you have any questions or require additional information.

Respectfully,

A handwritten signature in blue ink, appearing to be 'E. J. ...'.

M2 Engineering, PLLC

**SUBDIVISION REIMBURSEMENT WORKSHEET
BENTSEN VIEW SUBDIVISION**

| SEWER LINE REIMB. CALCULATIONS | | | |
|---------------------------------------|-----------------------|------------|--------------------|
| SEWER: | MPU: BENTSEN RD SEWER | | |
| COST: | \$2,092.81 x 4.676 AC | \$9,785.98 | |
| 10% ADMIN FEE | <10 YEARS | 978.60 | |
| SEWER LINE REIMBURSEMENT | | | \$10,764.58 |

| WATER LINE REIMB. CALCULATIONS | | | |
|---------------------------------------|-----------------------|------------|-------------------|
| WATER: | MPU: BENTSEN RD WATER | | |
| COST: | \$301.12 x 4.676 AC | \$1,408.04 | |
| 10% ADMIN FEE | <10 YEARS | 140.80 | |
| WATER LINE REIMBURSEMENT | | | \$1,548.84 |

TOTAL REIMBURSEMENT DUE **\$12,313.42**

Prepared By: Erika Gomez Date: 7/25/24 Reviewed By: _____

Escrows will be adjusted upon execution of Final Reimbursement Certificate

I hereby agree to pay amounts indicated above and any additional costs determined in the Final Reimbursement Certificate as approved by McAllen Public Utility Board.

Signature: _____

Print: Roberto M. Gomez

REIMBURSEMENT WAIVER

STATE OF TEXAS X

COUNTY OF HIDALGO X

THIS CERTIFICATE, issued by the McAllen Public Utility (MPUB), as authorized by such Board of Trustees, hereinafter called the MPUB to _____ hereinafter called the DEVELOPER.

1. The DEVELOPER is the developer of the following described property:
(Developer)

_____ And proposes to construct Utility Improvements as shown on a plan
(Location)
designed by _____ dated _____ hereinafter called the
IMPROVEMENTS, as approved by the McAllen Public Utility Board on _____.

2. By the execution of this certificate, the Developer hereby waives and disclaims the right to obtain reimbursement from Intervening Developers in accordance with the MPUB's Reimbursement Policy.

ISSUED in duplicate originals this _____ day of _____, 20____


CITY OF McALLEN BY THE
McALLEN PUBLIC UTILITY

BY: _____
Marco A Vega, P.E.
General Manager
McAllen Public Utility
Post Office Box 220
McAllen, Texas 78505-0220
(956) 681-1630

ATTEST:

Board Secretary

DEVELOPER

BY: _____
NAME &
ADDRESS:  *Roberto M Garza*
1804 N. 23rd St
McAllen, TX 78501

STATE OF TEXAS
COUNTY OF HIDALGO

OWNER'S DEDICATION, CERTIFICATION, AND ATTESTATION

I, ADRYCA PROPERTIES, LLC, AS OWNER OF THE 4.676 TRACT OF LAND ENCOMPASSED WITHIN THE PROPOSED BENTSEN VIEW SUBDIVISION, HEREBY SUBDIVIDE THE LAND AS DEPICTED IN THIS SUBDIVISION PLAT AND DEDICATE TO PUBLIC USE THE STREETS AND EASEMENTS SHOWN HEREON.

I CERTIFY THAT I HAVE COMPLIED WITH THE REQUIREMENTS OF TEXAS LOCAL GOVERNMENT CODE 232.032 AND SECTION 134-61 (e)(5) OF THE SUBDIVISION ORDINANCE, THAT

- (A) THE WATER QUALITY AND CONNECTIONS TO THE LOTS MEET, OR WILL MEET THE MINIMUM STATE STANDARDS;
(B) SEWER CONNECTIONS TO THE LOTS OR SEPTIC TANKS MEET OR WILL MEET THE MINIMUM REQUIREMENTS OF STATE STANDARDS;
(C) ELECTRICAL CONNECTIONS PROVIDED TO THE LOTS MEET OR WILL MEET THE MINIMUM STATE STANDARDS; AND
(D) GAS CONNECTIONS, IF AVAILABLE, PROVIDED TO THE LOTS MEET OR WILL MEET THE MINIMUM STATE STANDARDS.

I ATTEST THAT THE MATTERS ASSERTED IN THIS PLAT ARE TRUE AND COMPLETE.

ADRYCA PROPERTIES, LLC DATE:
ROBERTO GARZA, MANAGING MEMBER
1804 N. 23rd ST.
MCALLEN, TEXAS 78501

STATE OF TEXAS
COUNTY OF HIDALGO

BEFORE ME, THE UNDERSIGNED AUTHORITY, ON THIS DAY PERSONALLY APPEARED ROBERTO GARZA, KNOWN TO ME TO BE THE PERSON WHOSE NAME IS SUBSCRIBED TO THE FOREGOING INSTRUMENT, AND ACKNOWLEDGED TO ME THAT HE EXECUTED THE SAME FOR THE PURPOSES AND CONSIDERATIONS THEREIN GIVEN UNDER MY HAND AND SEAL OF OFFICE THIS DAY OF 2024

NOTARY PUBLIC, HIDALGO COUNTY, TEXAS

DATE MY COMMISSION EXPIRES

STATE OF TEXAS
CITY OF McALLEN
PLANNING AND ZONING COMMISSION

I, THE UNDERSIGNED, CHAIRMAN OF THE PLANNING AND ZONING COMMISSION OF THE CITY OF McALLEN HEREBY CERTIFY THIS BENTSEN VIEW SUBDIVISION PLAT WHICH CONFORMS TO ALL REQUIREMENTS OF THE SUBDIVISION REGULATIONS OF THE CITY WHEREIN MY APPROVAL IS REQUIRED.

DATED THIS DAY OF 2024

CHAIRMAN OF PLANNING AND ZONING COMMISSION

STATE OF TEXAS
CITY OF McALLEN
MAYOR APPROVAL

I, THE UNDERSIGNED MAYOR OF THE CITY OF McALLEN HEREBY CERTIFY THAT THIS SUBDIVISION PLAT CONFORMS TO ALL REQUIREMENTS OF THE SUBDIVISION REGULATIONS OF THIS CITY WHEREIN MY APPROVAL IS REQUIRED.

MAYOR, CITY OF McALLEN DATE:

ATTESTED BY:

CITY SECRETARY DATE:

HIDALGO COUNTY DRAINAGE DISTRICT NO. 1 CERTIFICATE

HIDALGO COUNTY DRAINAGE DISTRICT NO. 1 HEREBY CERTIFIES THAT THE DRAINAGE PLANS FOR THIS SUBDIVISION COMPLY WITH THE MINIMUM STANDARDS OF THE DISTRICT ADOPTED UNDER TEXAS WATER CODE NO. 49.211(C). THE DISTRICT HAS NOT REVIEWED AND DOES NOT CERTIFY THAT THE DRAINAGE STRUCTURES DESCRIBED ARE APPROPRIATE FOR THE SPECIFIC SUBDIVISION, BASED ON GENERALLY ACCEPTED ENGINEERING CRITERIA. IT IS THE RESPONSIBILITY OF THE DEVELOPER OF THE SUBDIVISION AND ITS ENGINEER TO MAKE THESE DETERMINATIONS.

HIDALGO COUNTY DRAINAGE DISTRICT NO. 1

RAUL E. SESIN, P.E., C.F.M. DATE:
GENERAL MANAGER

HIDALGO COUNTY IRRIGATION DISTRICT No. 2

THIS PLAT IS HEREBY APPROVED BY THE HIDALGO COUNTY IRRIGATION DISTRICT NO. 2

ON THIS, THE DAY OF 20

SUBJECT TO RIGHTS OF WAY/EASEMENTS AS PER RECORD(S) VOLUME

PAGE VOLUME PAGE MAP RECORDS VOLUME 16 PAGE 5, VOLUME 0 PAGE 63


NO IMPROVEMENTS OF ANY KIND (INCLUDING WITHOUT LIMITATION, TREES, FENCES, AND BUILDINGS) SHALL BE PLACED UNDER HIDALGO COUNTY IRRIGATION DISTRICT #2 RIGHTS OF WAYS OR EASEMENTS.

PRESIDENT ATTEST SECRETARY

STATE OF TEXAS
COUNTY OF HIDALGO

I, THE UNDERSIGNED, EMIGDIO "MILO" SALINAS, P.E., A LICENSED PROFESSIONAL ENGINEER, IN THE STATE OF TEXAS, DO HEREBY CERTIFY THAT THE PROPER ENGINEERING CONSIDERATION HAS BEEN GIVEN TO THIS PLAT.

EMIGDIO "MILO" SALINAS, P.E. DATE:
LICENSED PROFESSIONAL ENGINEER No. 107703
FIRM REGISTERED No. F-19545

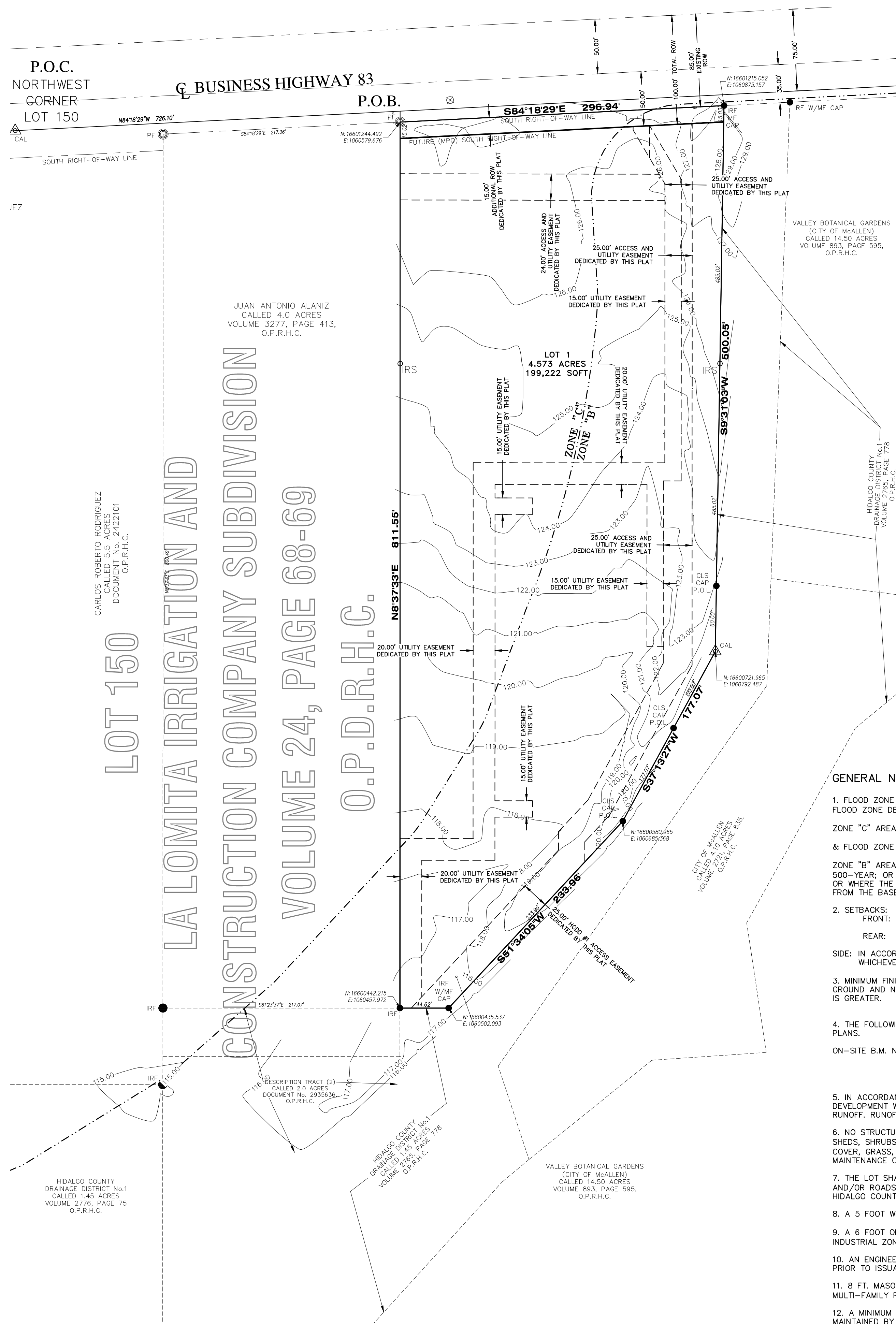


STATE OF TEXAS
COUNTY OF HIDALGO

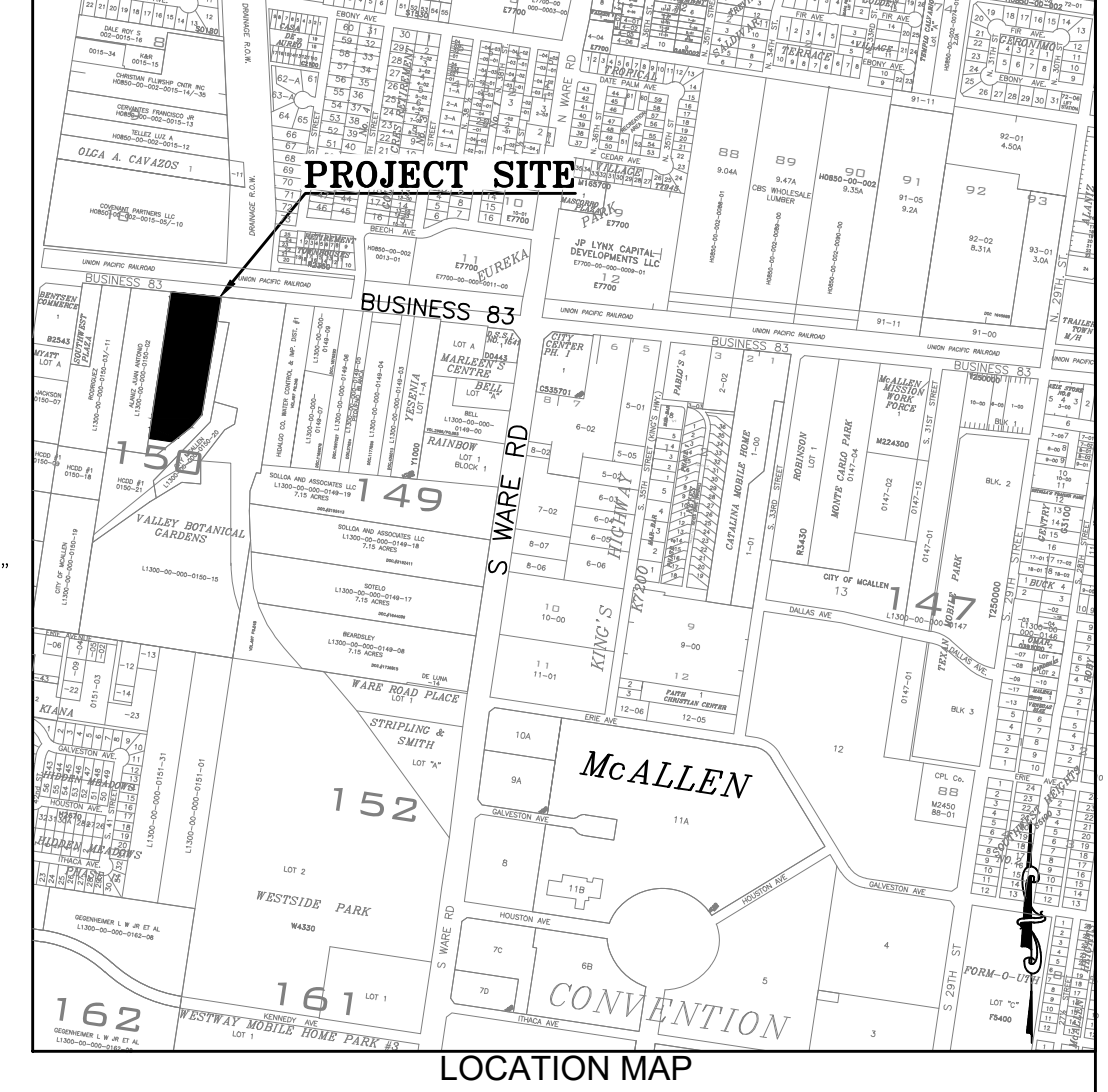
I, THE UNDERSIGNED, MANUEL CARRIZALES, A REGISTERED PROFESSIONAL LAND SURVEYOR IN THE STATE OF TEXAS, HEREBY CERTIFY THAT THIS PLAT IS TRUE AND CORRECTLY MADE AND IS PREPARED FROM AN ACTUAL SURVEY ON THE PROPERTY MADE UNDER MY SUPERVISION ON THE GROUND AND THAT THE CORNER MONUMENTS WERE PROPERLY PLACED UNDER MY SUPERVISION AND THAT ALL ASPECTS OF IT ARE IN ACCORDANCE WITH THE CITY OF McALLEN SUBDIVISION ORDINANCE AND ALL STATE STATUTES GOVERNING SURVEYS.

FOR PRELIMINARY REVIEW ONLY

MANUEL CARRIZALES, R.P.L.S. DATE:
TEXAS R.P.L.S. No. 6388
TEXAS REG. SURVEYING FIRM No. 101194417



LOT 150
LA LOMITA IRRIGATION AND
CONSTRUCTION COMPANY SUBDIVISION
VOLUME 24, PAGE 68-69
O.P.D.R.H.C.



METES AND BOUNDS

BEING 4.676 ACRES OUT OF LOT 150 OF LA LOMITA IRRIGATION AND CONSTRUCTION COMPANY SUBDIVISION OF PORCIONES 61, 62, AND 63, RECORDED IN VOLUME 24, PAGE 68-69 OFFICIAL PUBLIC DEED RECORDS HIDALGO COUNTY, TEXAS, SAID 4.676 ACRES AND BEING MORE PARTICULARLY DESCRIBED BY METES AND BOUNDS AS FOLLOWS:
COMMENCING AT A CALCULATED POINT, THE NORTHWEST CORNER OF THE SAID LOT 150;
THENCE, N84°18'29"W, ALONG THE NORTH LINE OF THE SAID LOT 150, A DISTANCE OF 726.10 FEET TO A CALCULATED POINT ON THE NORTH LINE OF THE SAID LOT 150;
THENCE, S08°37'33"W, ACROSS THE SAID LOT 150, A DISTANCE OF 10.04 FEET TO AN IRON PIPE FOUND FOR THE NORTHEAST CORNER OF A CALLED 4.0 ACRE TRACT CONVEYED TO JUAN ANTONIO ALANIZ, RECORDED IN VOLUME 3277, PAGE 413, OFFICIAL PUBLIC DEED RECORDS HIDALGO COUNTY, TEXAS, SAME BEING A POINT ON THE SOUTH RIGHT-OF-WAY LINE OF BUSINESS HIGHWAY 83, FOR THE NORTHWEST CORNER OF THE HEREIN DESCRIBED TRACT, AND THE POINT OF BEGINNING;
THENCE, S84°18'29"E, ALONG THE SOUTH RIGHT-OF-WAY LINE OF BUSINESS HIGHWAY 83, A DISTANCE OF 296.94 FEET TO AN IRON ROD FOUND WITH "MF" CAP THE NORTHWEST CORNER OF A CALLED 1.45 ACRE TRACT CONVEYED TO HIDALGO COUNTY DRAINAGE DISTRICT No. 1, RECORDED IN VOLUME 2765, PAGE 778, OFFICIAL PUBLIC DEED RECORDS HIDALGO COUNTY, TEXAS, FOR THE NORTHEAST CORNER OF THE HEREIN DESCRIBED TRACT;
THENCE, S09°31'03"W, ALONG THE WEST LINE OF THE SAID DRAINAGE DISTRICT TRACT, PASSING AT 440.05 AN IRON ROD WITH PINK CAP SET FOR A POINT ON LINE, CONTINUING FOR A TOTAL DISTANCE OF 500.05 FEET TO A CALCULATED POINT FOR AN EXTERIOR CORNER OF THE HEREIN DESCRIBED TRACT;
THENCE, S37°13'27"W, ALONG THE SOUTHWESTERLY LINE OF THE SAID DRAINAGE DISTRICT TRACT, PASSING AT 80.00 AN IRON ROD WITH PINK CAP SET FOR A POINT ON LINE, CONTINUING FOR A TOTAL DISTANCE OF 177.07 FEET TO AN IRON ROD WITH PINK CAP SET FOR AN EXTERIOR CORNER OF THE HEREIN DESCRIBED TRACT;
THENCE, S51°34'05"W, ALONG THE SOUTHWESTERLY LINE OF THE SAID DRAINAGE DISTRICT TRACT, A DISTANCE OF 233.96 FEET TO AN IRON ROD FOUND WITH "MF" CAP FOR AN EXTERIOR CORNER OF THE HEREIN DESCRIBED TRACT;
THENCE, N81°23'37"W, ALONG THE NORTH LINE OF THE SAID DRAINAGE DISTRICT TRACT, A DISTANCE OF 44.62 FEET TO AN IRON ROD FOUND THE SOUTHEAST CORNER OF THE SAID ALANIZ TRACT, FOR THE SOUTHWEST CORNER OF THE HEREIN DESCRIBED TRACT;
THENCE, N08°37'33"E, THE EAST LINE OF THE SAID ALANIZ TRACT, A DISTANCE OF 811.55 FEET TO THE POINT OF BEGINNING, AND CONTAINING 4.676 ACRES OF LAND, MORE OR LESS.

GENERAL NOTES:

- 1. FLOOD ZONE STATEMENT:***SHOWN AT APPROXIMATE LOCATION BASED ON FEMA COMMUNITY-PANEL*** FLOOD ZONE DESIGNATION: ZONE "C" (NO SHADING)
ZONE "C" AREAS (NO SHADING), AREAS OF MINIMAL FLOODING
& FLOOD ZONE DESIGNATION: ZONE "B" (MEDIUM SHADING)
ZONE "B" AREAS (MEDIUM SHADE), AREAS DETERMINED TO BE BETWEEN LIMITS OF THE 100-YEAR FLOOD AND 500-YEAR; OR CERTAIN AREAS SUBJECT TO 100-YEAR FLOODING WITH AVERAGE DEPTHS LESS THAN ON (1) FOOT OR WHERE THE CONTRIBUTING DRAINAGE AREA IS LESS THAN ONE SQUARE MILE; OR AREAS PROTECTED BY LEVEES FROM THE BASE FLOOD, ACCORDING TO COMMUNITY-PANEL NO. 480343 0005 C, MAP REVISED: NOVEMBER 02, 1982.
2. SETBACKS:
FRONT: IN ACCORDANCE WITH ZONING ORDINANCE, OR GREATER FOR EASEMENTS OR APPROVED SITE PLAN, OR IN LINE WITH AVERAGE SETBACK, WHICHEVER IS GREATER APPLIES.
REAR: IN ACCORDANCE WITH ZONING ORDINANCE, OR GREATER FOR EASEMENTS OR APPROVED SITE PLAN, WHICHEVER IS GREATER APPLIES.
SIDE: IN ACCORDANCE WITH ZONING ORDINANCE OR GREATER FOR EASEMENTS, OR APPROVED SITE PLAN, WHICHEVER IS GREATER APPLIES.
3. MINIMUM FINISHED FLOOR ELEVATION SHALL BE 24" ABOVE THE CENTER LINE OF STREET OR 24" ABOVE NATURAL GROUND AND NO LOWER THAN THE HIGHEST FINISH FLOOR IN THE SURROUNDING NEIGHBORING PROPERTY, WHICHEVER IS GREATER.
4. THE FOLLOWING BENCHMARKS ARE IDENTIFIED ON THE FACE OF THE PLAT AND ON THE ATTACHED ENGINEERING PLANS.
ON-SITE B.M. NO. 1-- TOP ATT MANHOLE
Grid Northing : 16601257.6060'
Grid Easting : 1060627.8750'
Elevation : 126.82'
5. IN ACCORDANCE WITH THE HIDALGO COUNTY DRAINAGE DISTRICT NO. 1 AND HIDALGO COUNTY REQUIREMENTS, THIS DEVELOPMENT WILL BE REQUIRED TO DETAIN A TOTAL OF CUBIC-FEET OR ACRE-FEET OF STORM WATER RUNOFF. RUNOFF WILL BE DETAINED IN DETENTION GREEN AREAS IN THE LOT AT THE PERMITTING STAGE.
6. NO STRUCTURE SHALL BE PERMITTED OVER ANY EASEMENT. EASEMENTS SHALL BE KEPT CLEAR OF BUILDINGS, SHEDS, SHRUBS TREES, AND OTHER PLANTINGS (EXCEPT LOW, LESS THAN 18 INCHES MATURE HEIGHT, GROUND COVER, GRASS, OR FLOWERS) AND OTHER OBSTRUCTIONS THAT WOULD INTERFERE WITH THE OPERATIONS AND MAINTENANCE OF THE EASEMENT.
7. THE LOT SHALL HAVE A POST DEVELOPMENT FINISHED GRADE FROM THE CENTER OF THE LOT TO THE CURB AND/OR ROADSIDE DITCH AT A 0.25 % SLOPE TO ACCOMPLISH POSITIVE DRAINAGE. THIS IS IN ACCORDANCE WITH HIDALGO COUNTY SUBDIVISION RULES APPENDIX 3.1.4.1.
8. A 5 FOOT WIDE MINIMUM SIDEWALK REQUIRED ON U.S. BUSINESS HIGHWAY 83.
9. A 6 FOOT OPAQUE BUFFER REQUIRED FROM ADJACENT/BETWEEN MULTI-FAMILY RESIDENTIAL AND COMMERCIAL, OR INDUSTRIAL ZONES/USES.
10. AN ENGINEERED DRAINAGE DETENTION PLAN, APPROVED BY THE ENGINEERING DEPARTMENT, WILL BE REQUIRED PRIOR TO ISSUANCE OF BUILDING PERMITS.
11. 8 FT. MASONRY WALL REQUIRED BETWEEN SINGLE FAMILY RESIDENTIAL AND COMMERCIAL, INDUSTRIAL, OR MULTI-FAMILY RESIDENTIAL ZONES/USES.
12. A MINIMUM 24-FIT PRIVATE SERVICE DRIVE EASEMENT WILL BE ESTABLISHED AS PART OF THE SITE AND WILL BE MAINTAINED BY LOT OWNERS, NOT THE CITY OF McALLEN.
13. MAINTENANCE FOR THE ON-SITE WATERLINE (FIRE LINE) IS THE RESPONSIBILITY OF THE OWNER AND/OR HIS ASSIGNS. THE CITY OF McALLEN HAS THE AUTHORITY TO ACCESS, MAINTAIN AND TEST FIRE HYDRANTS.
14. COMMON AREAS, ANY PRIVATE SERVICE DRIVE/ACCESS EASEMENTS, ETC. MUST BE MAINTAINED BY THE LOT OWNERS AND NOT THE CITY OF McALLEN.
15. MINIMUM 24 FOOT WIDE PRIVATE SERVICE DRIVE EASEMENT, WITH ACCESS TO BUSINESS 83 AS LOCATED ON THE APPROVED SITE PLAN, IS SUBJECT TO BEING EXTENDED WESTWARD AS PROPERTIES TO THE WEST DEVELOP.

BENTSEN VIEW SUBDIVISION

BEING 4.676 ACRES OUT OF LOT 150 OF LA LOMITA IRRIGATION AND CONSTRUCTION COMPANY SUBDIVISION OF PORCIONES 61, 62, AND 63, RECORDED IN VOLUME 24, PAGE 68-69 OFFICIAL PUBLIC DEED RECORDS HIDALGO COUNTY, TEXAS,



TPBELS FIRM REGISTRATION F-19545

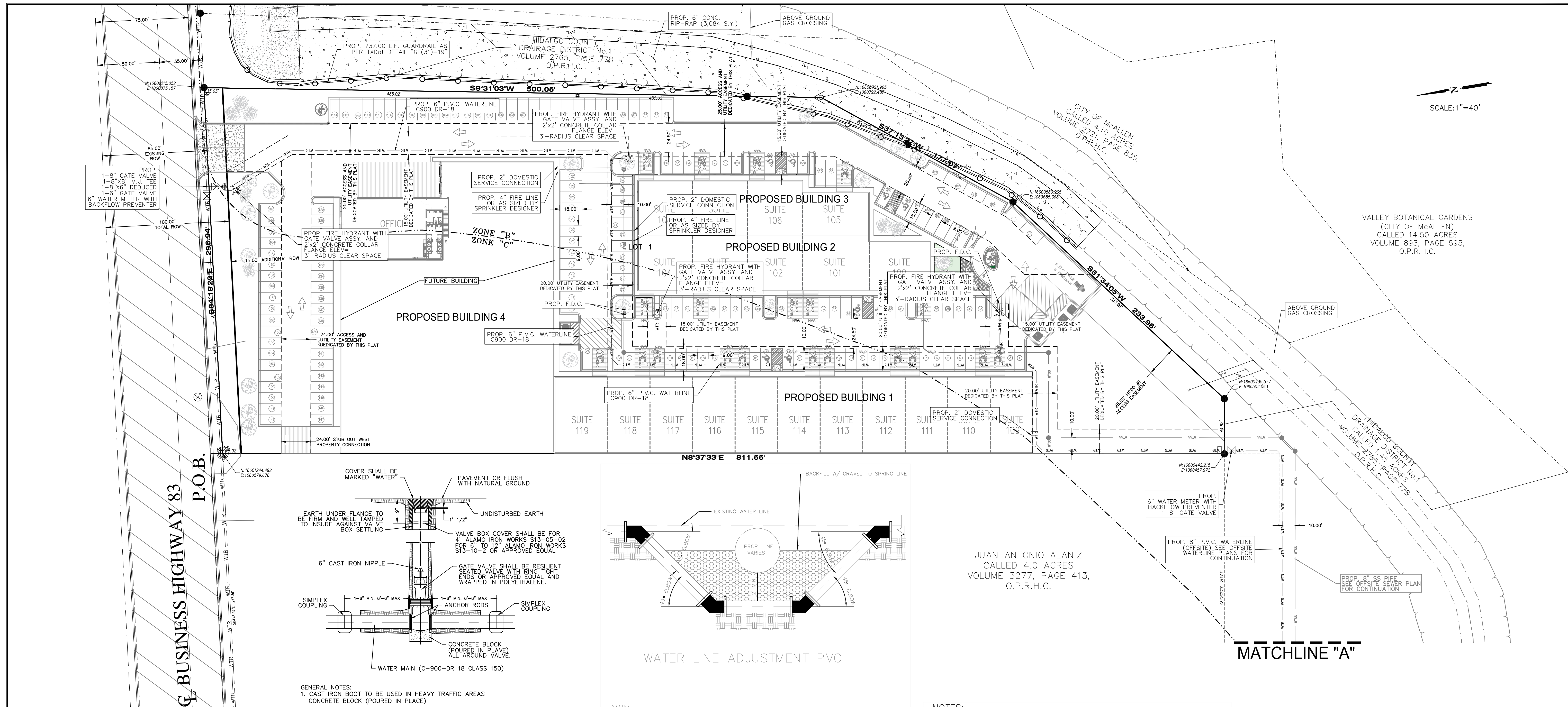
1810 E. GRIFFIN PARKWAY
MISSION TX 78572
956-600-8628



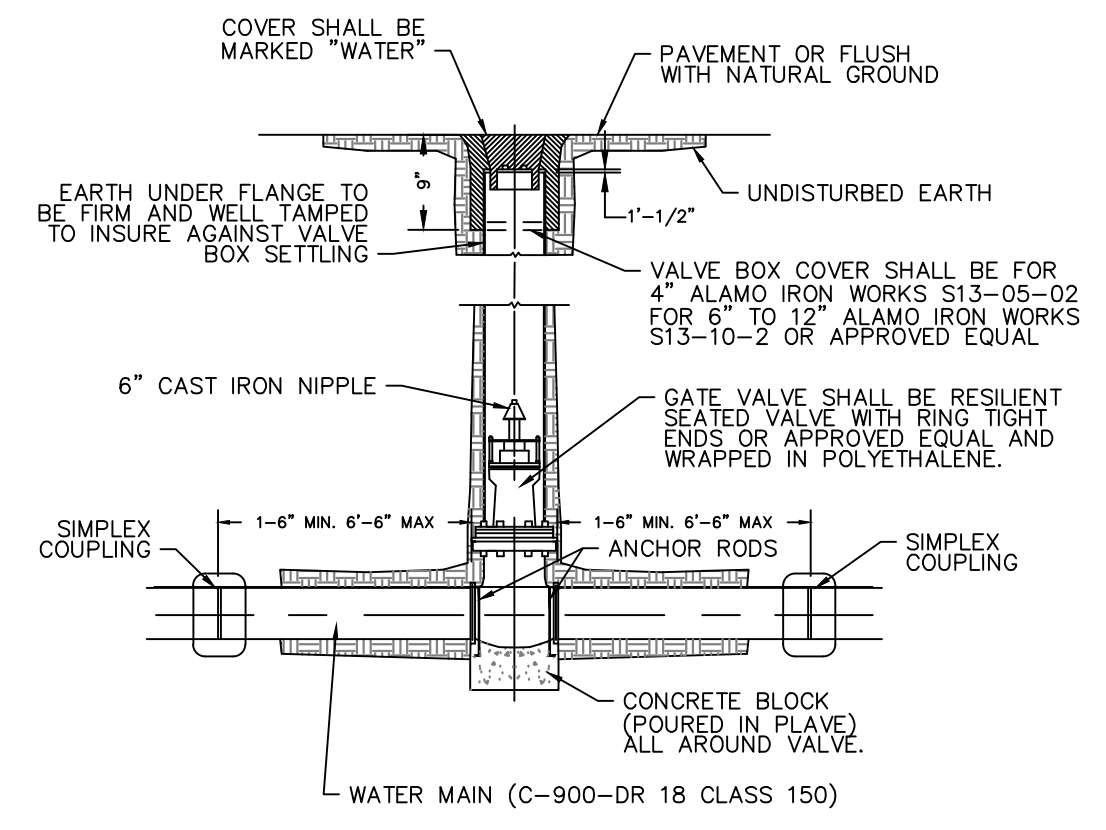
FILED FOR RECORD IN
HIDALGO COUNTY
ARTURO GUAJARDO, JR.
HIDALGO COUNTY CLERK

ON: AT AM/PM
INSTRUMENT NUMBER
OF THE MAP RECORDS OF HIDALGO COUNTY, TEXAS
BY: DEPUTY

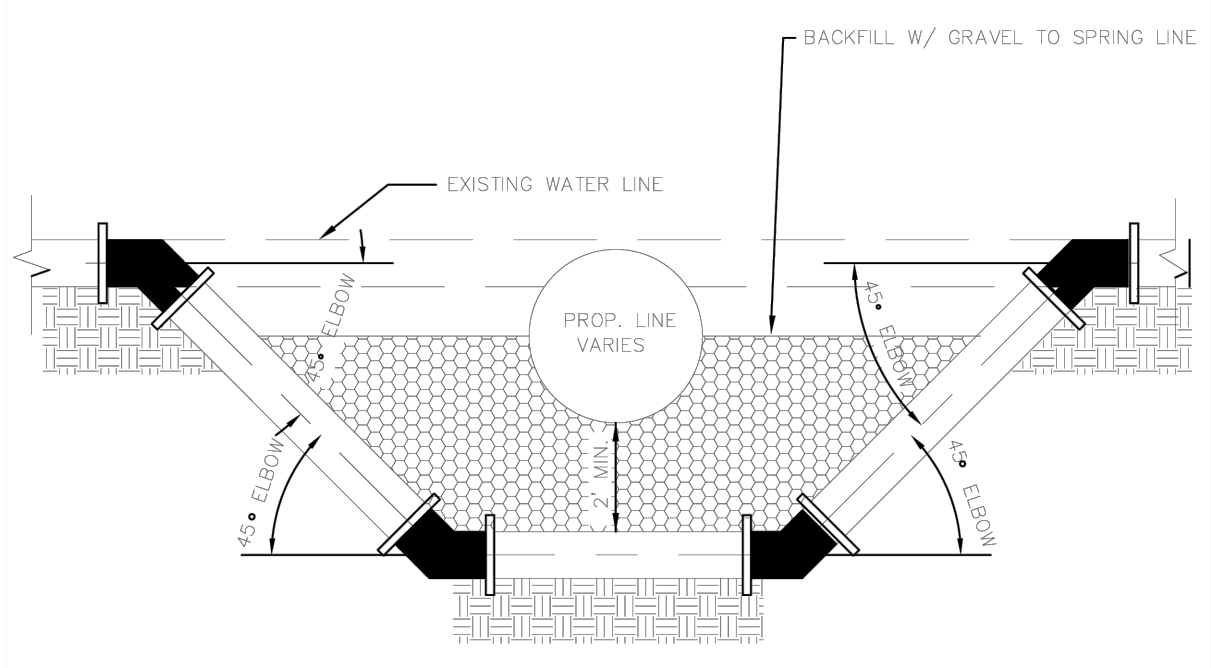
Table with 4 columns: NAME, ADDRESS, CITY & ZIP, PHONE. Includes contact info for Roberto Garza, Emigdio Salinas, and Manuel Carrizales.



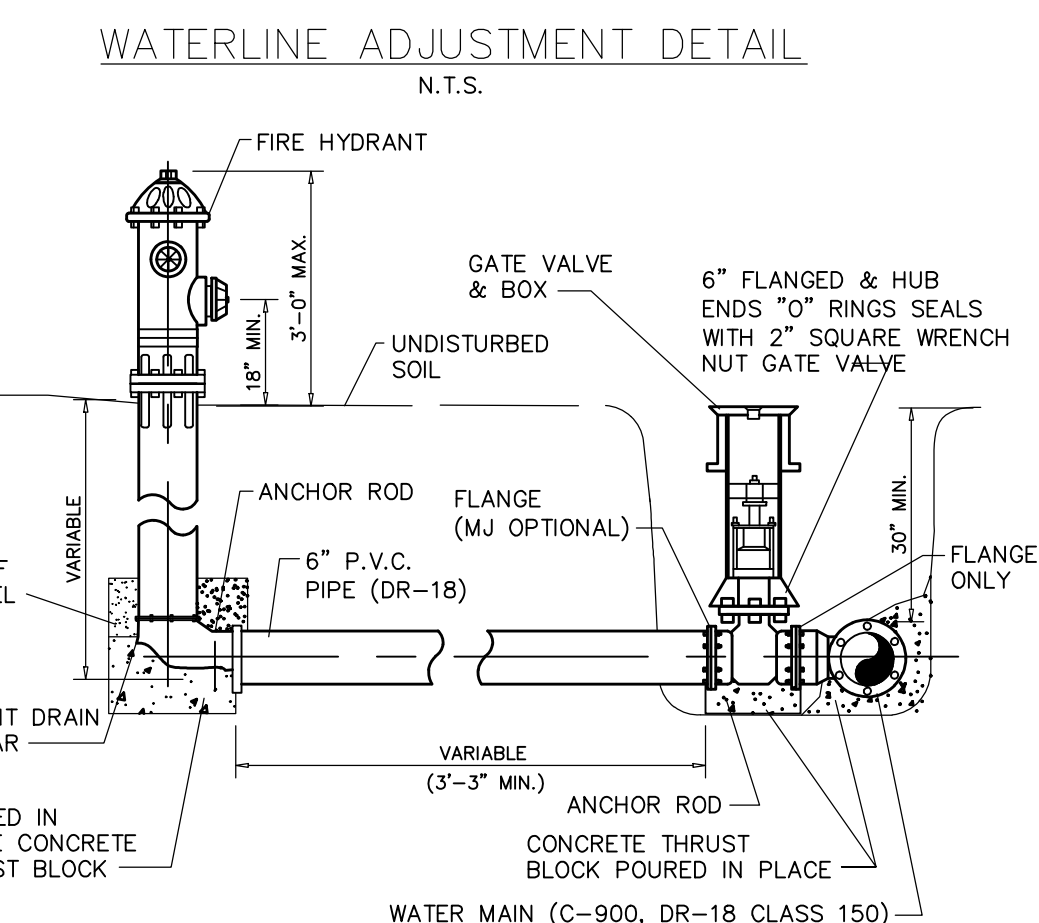
SCALE: 1"=40'



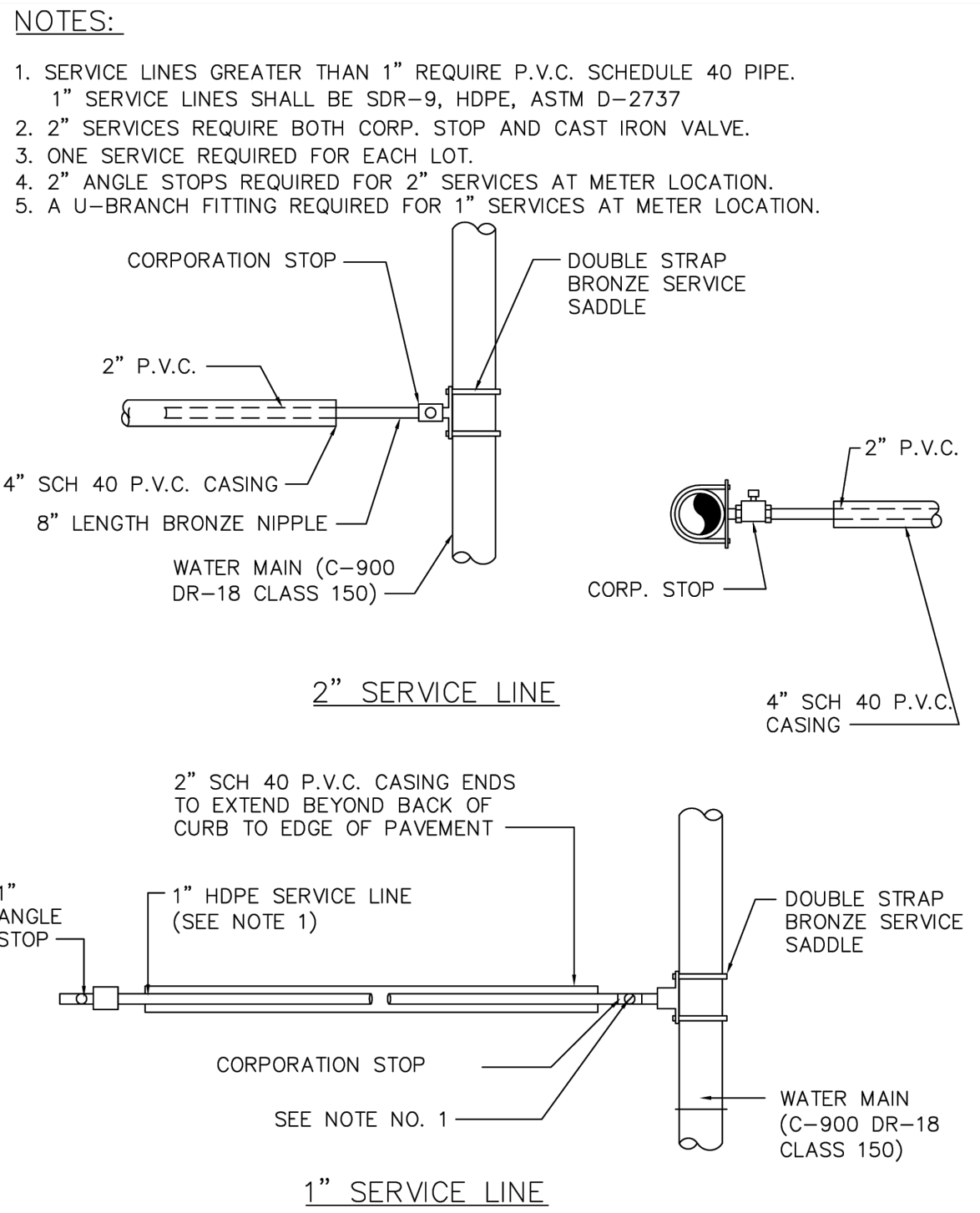
GENERAL NOTES:
 1. CAST IRON BOOT TO BE USED IN HEAVY TRAFFIC AREAS
 CONCRETE BLOCK (POURED IN PLACE)



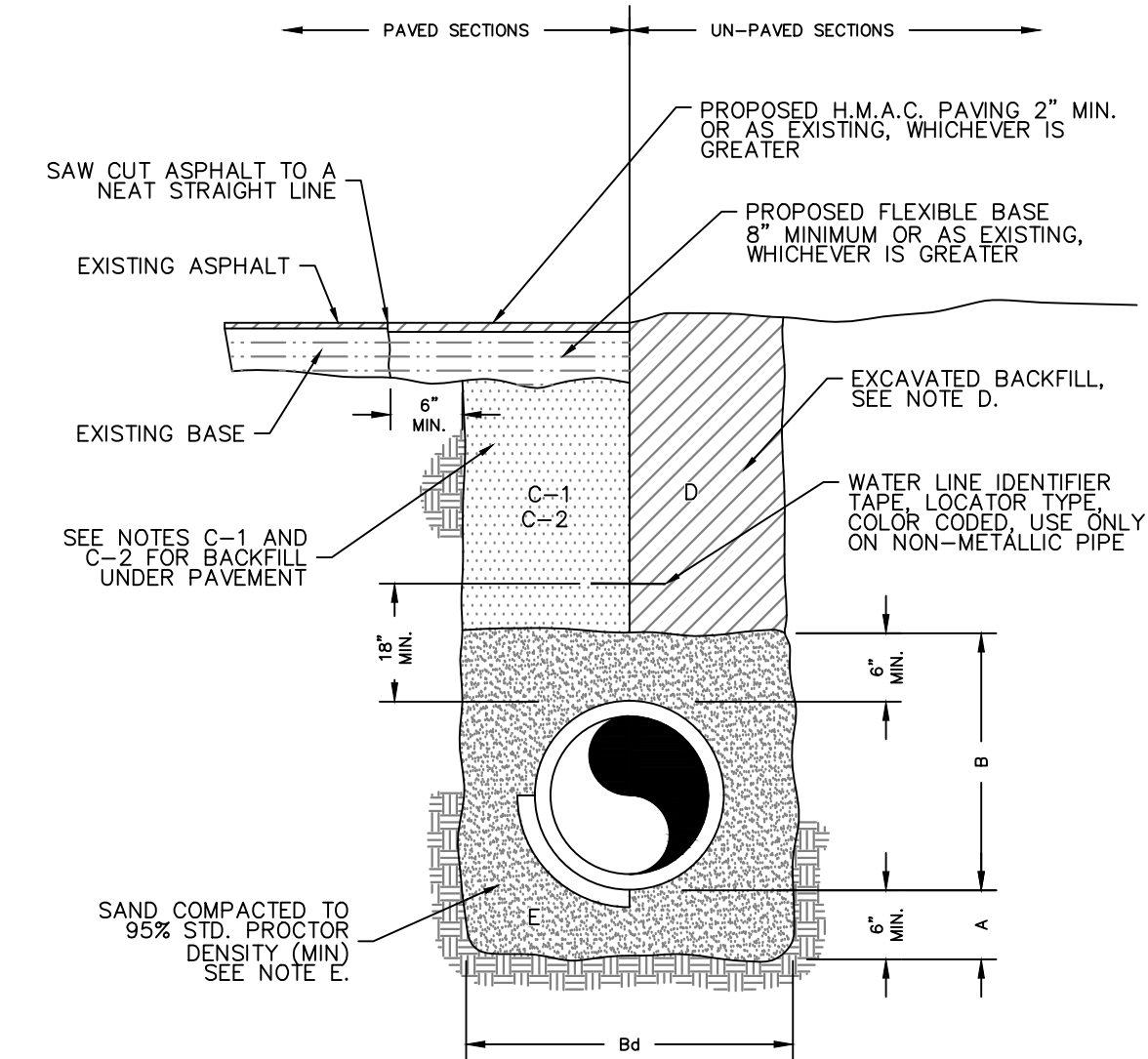
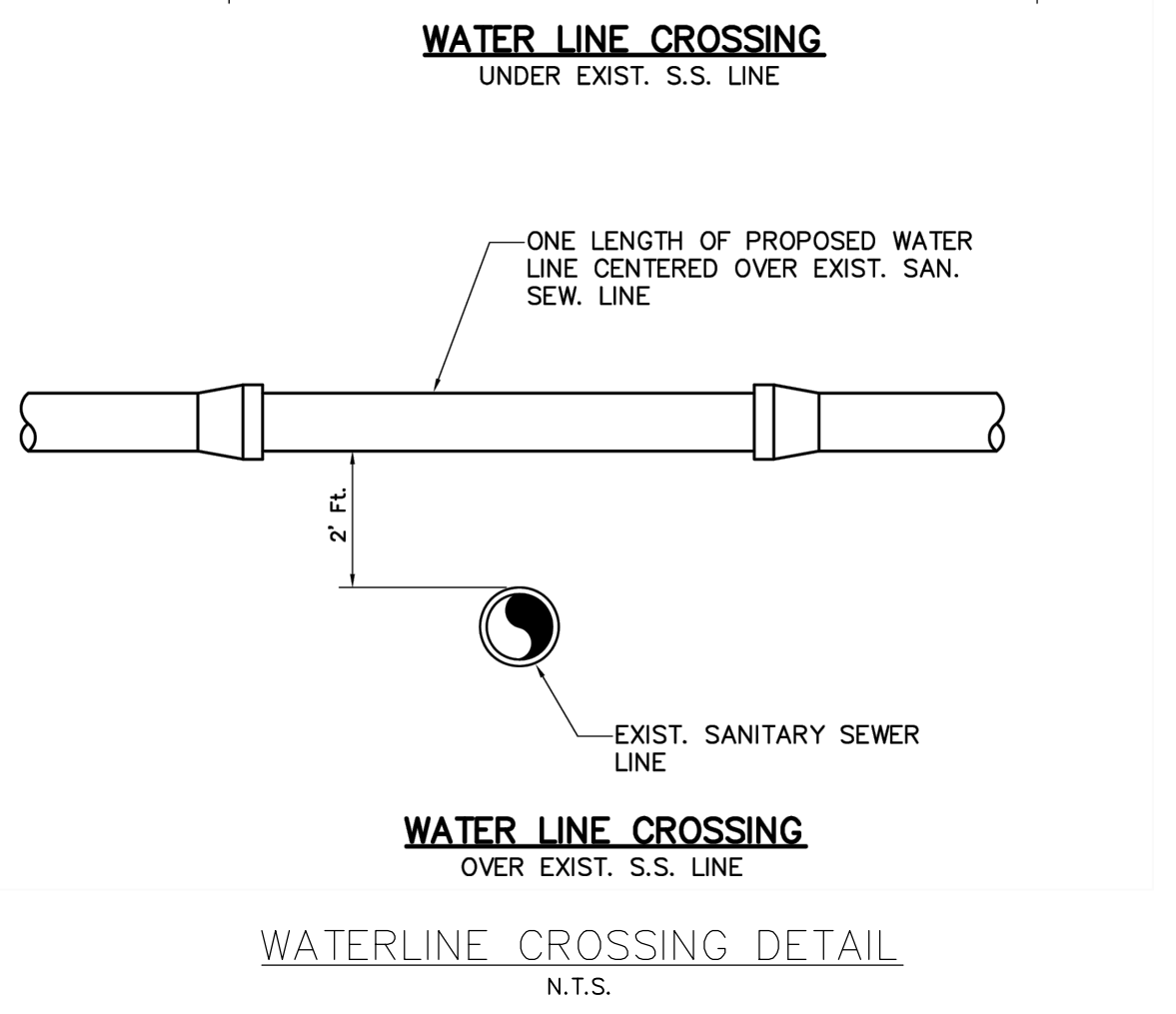
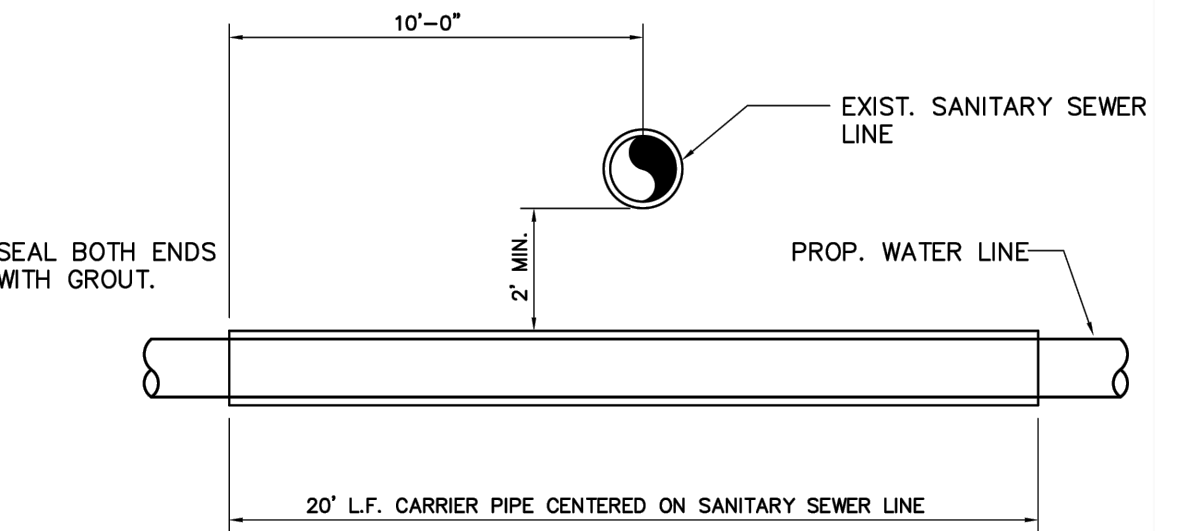
NOTE:
 ALL BENDS AND JOINTS MUST BE SUPPORTED BY A CONC. THRUST BLOCK, APPROVED EQUAL, OR AS DIRECTED BY ENGINEER



GENERAL NOTES:
 1. FIRE HYDRANT ELEVATIONS WILL BE SET BY ENGINEER.
 2. FLANGE MUST BE AT FINISHED GRADE OR 3" TO 6" ABOVE TOP OF CURB.
 3. FLANGE GATE VALVE INSTALLATION TO BE USED WITH 10" WATER LINES OR GREATER.
 4. BBF TEES TO BE USED WITH 10" WATER LINES OR GREATER BBF TEES TO BE USED WITH SMALLER DIA. PIPES.
 5. ACCEPTABLE HYDRANT BRANDS ARE MUELLER AND KENNEDY.



NOTES:
 1. SERVICE LINES GREATER THAN 1" REQUIRE P.V.C. SCHEDULE 40 PIPE.
 2. 2" SERVICES REQUIRE BOTH CORP. STOP AND CAST IRON VALVE.
 3. ONE SERVICE REQUIRED FOR EACH LOT.
 4. 2" ANGLE STOPS REQUIRED FOR 2" SERVICES AT METER LOCATION.
 5. A U-BRANCH FITTING REQUIRED FOR 1" SERVICES AT METER LOCATION.




GENERAL NOTES:
 A. SAND BEDDING PLACED, HAND LEVELED, AND COMPACTED BEFORE PIPE IS LAID, UP TO BOTTOM OF PIPE (MIN. THICKNESS = 6").
 B. SAND BACKFILL PLACED AND COMPACTED AFTER PIPE IS LAID, FROM BOTTOM OF PIPE TO 6" ABOVE THE TOP OF PIPE. WORK IN UNDER PIPE HAUNCHES AND COMPACT BY HAND TO SPRING LINE. USE VIBRATORY-TYPE COMPACTORS FOR LIFTS ABOVE THE SPRING LINE. MAXIMUM 6" LIFTS.
 B4. MINIMUM TRENCH WIDTH: PIPE O.D. + 16" (FOR 16" PIPE AND SMALLER) PIPE O.D. X 1.25 + 12" (FOR 18" PIPE AND LARGER)
 C-1. (CITY STREETS, PARKING AREA, AND DRIVEWAYS) SELECT EXCAVATED BACKFILL MECHANICALLY COMPACTED TO 95% STANDARD PROCTOR DENSITY IN 8" MAX. LIFTS
 C-2. (STATE MAINTAINED ROADWAYS) SAND/CEMENT STABILIZED BACKFILL WITH 7% PORTLAND CEMENT COMPACTED TO 95% STANDARD PROCTOR DENSITY.
 D. EXCAVATED EARTH BACKFILL MECHANICALLY COMPACTED IN 12" MAX. LIFTS MINIMUM STANDARD PROCTOR DENSITY: 90% OUTSIDE RIGHT OF WAY 95% INSIDE RIGHT OF WAY
 E. EMBEDMENT SHALL BE IN ACCORDANCE WITH THE REQUIREMENTS OF ASTM D 2321. EMBEDMENT MATERIAL SHALL BE CLASS II OR III WITH <50% PASSING A No. 200 SIEVE AND PLASTICITY INDEX < 7.
 WHERE THIS STANDARD CONFLICTS WITH THE RECOMMENDATION OF ANY GEOTECHNICAL REPORT, OBTAIN WRITTEN CLARIFICATION FROM THE UTILITY ENGINEER PRIOR TO CONSTRUCTION.
 FOUNDATION PREPARATION USING COBBLES, GRAVEL, CEMENT STABILIZATION, OR OTHER METHODS AS DIRECTED BY THE ENGINEER SHALL BE REQUIRED WHEN TRENCH BOTTOM IS UNSTABLE.
 BACKFILLING AT STRUCTURES SHALL BE PLACED IN UNIFORM LAYERS, AND COMPACTED TO 95% STANDARD PROCTOR DENSITY IN 6" MAXIMUM LIFTS. STRUCTURE BACKFILL MATERIAL SHALL BE SAND.

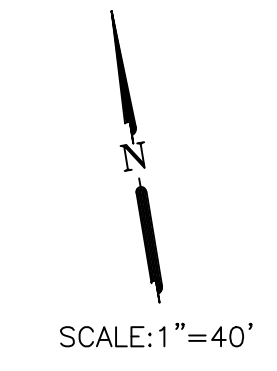
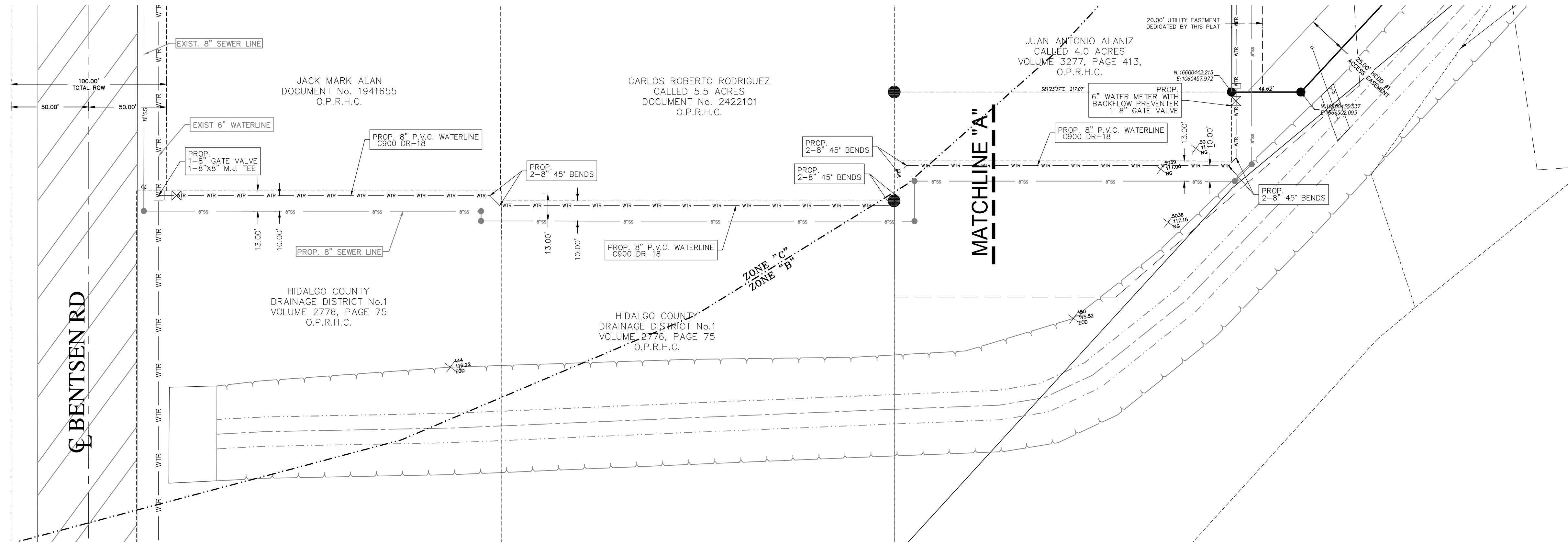
1810 E. GRIFFIN PARKWAY
 MISSION, TX 78757
 956.600.8628
 www.m2engineers.com
 FIRM REGISTRATION # F-19545



WATER DISTRIBUTION SYSTEM
 ONSITE
 BENTSEN VIEW SUBDIVISION
 McALLEN, TEXAS




This seal appearing on this document was authorized by Emigdio Salinas P.E. No. 107703 on the above designated date.
 Emigdio Salinas P.E. 01/17/25
 SCALE:
 DRAWN BY: DAI
 CHECKED BY: MS
 SURVEYED BY:
 SHEET: 2



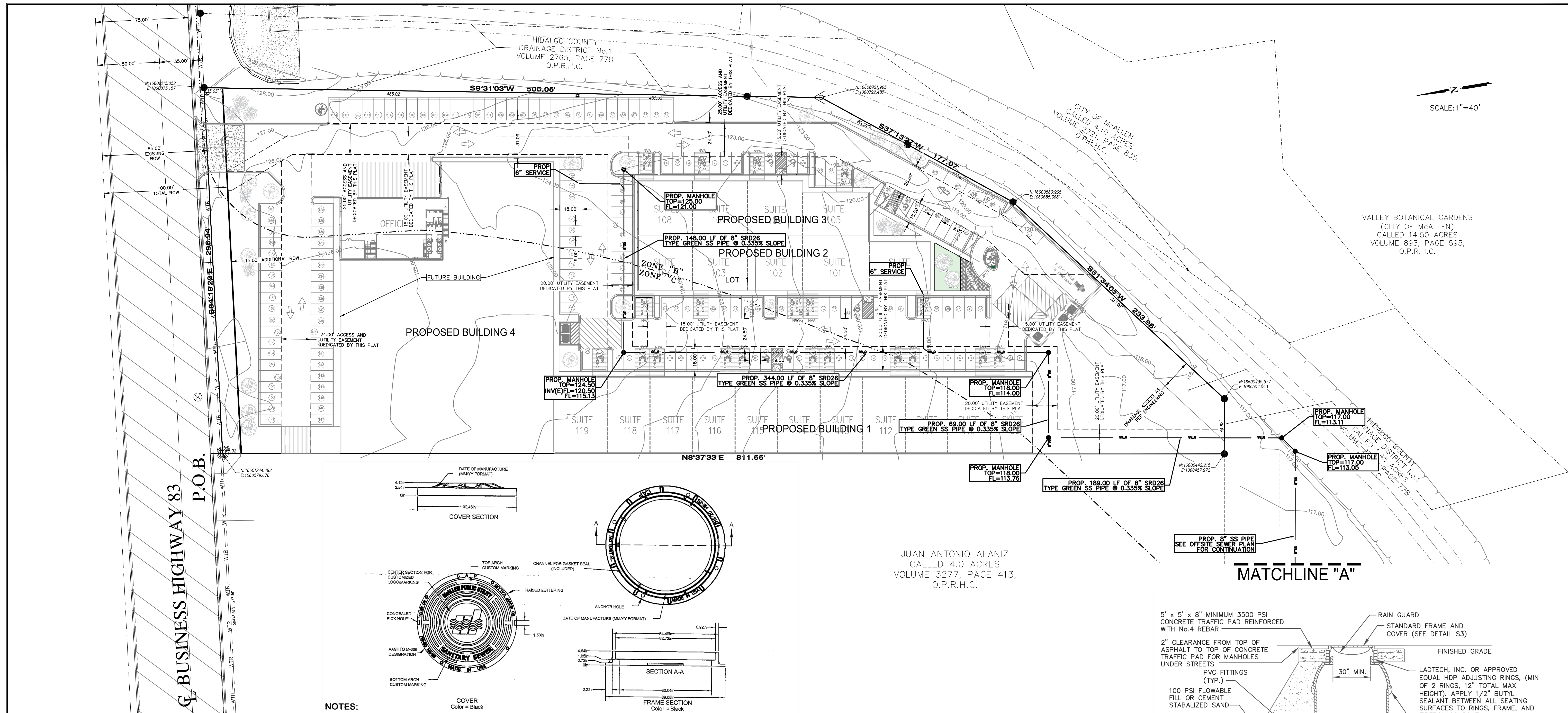
WATER DISTRIBUTION SYSTEM
OFFSITE
BENTSEN VIEW SUBDIVISION
McALLEN, TEXAS

1810 E. GRIFFIN PARKWAY
 MISSION, TX 78572
 956.600.8628
 www.m2engineers.com
 FIRM REGISTRATION # F-19545



This seal appearing on this document was authorized by Emigdio Salinas P.E. No. 107703 on the above designated date.
 Emigdio Salinas P.E. 01/17/25 Date

SCALE:
 DRAWN BY:
 CHECKED BY: DAI
 SURVEYED BY: MS

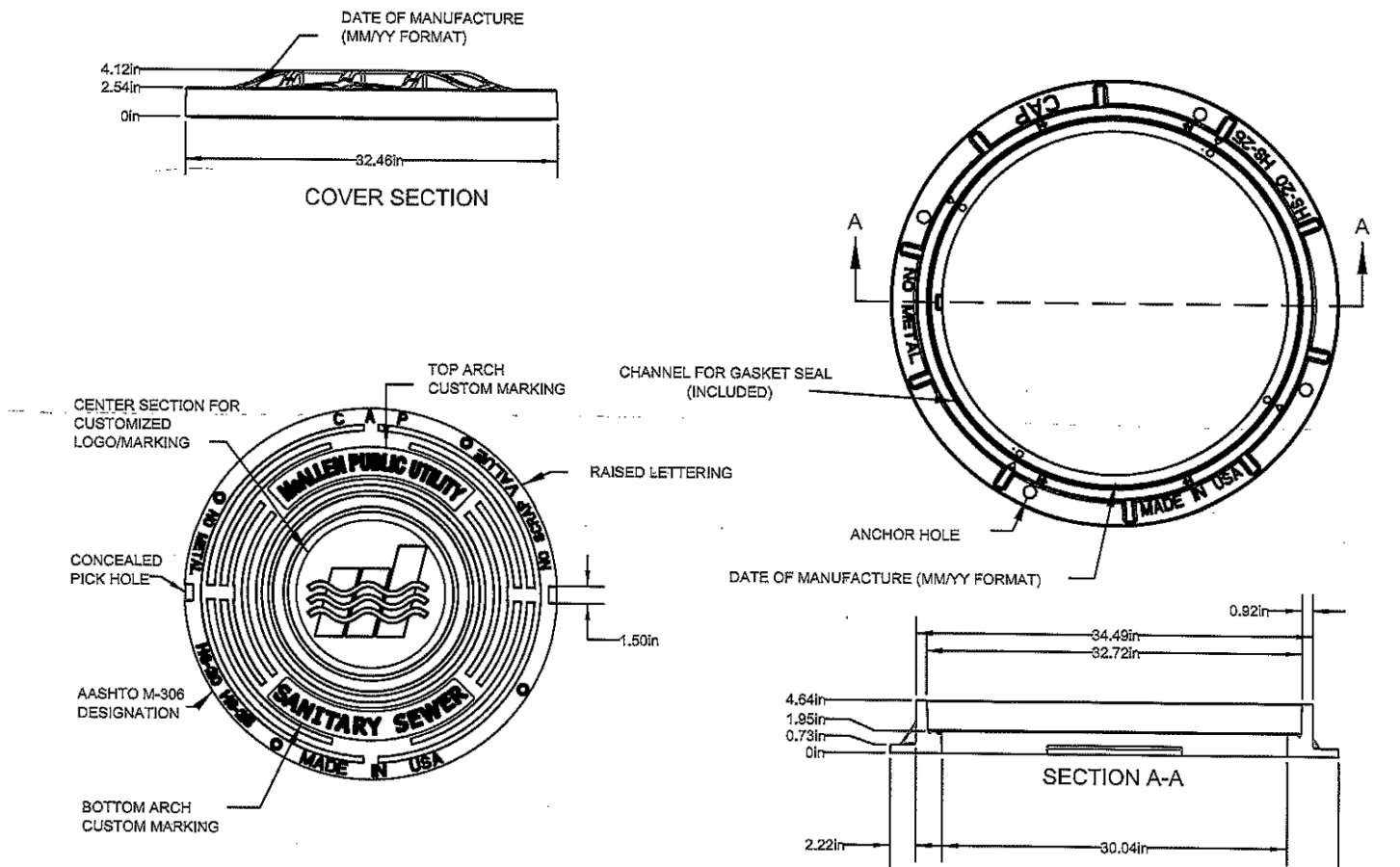


1810 E. GRIFFIN PARKWAY
MISSION, TX 78572
956.600.8628
www.m2engineers.com
FIRM REGISTRATION # F-19545



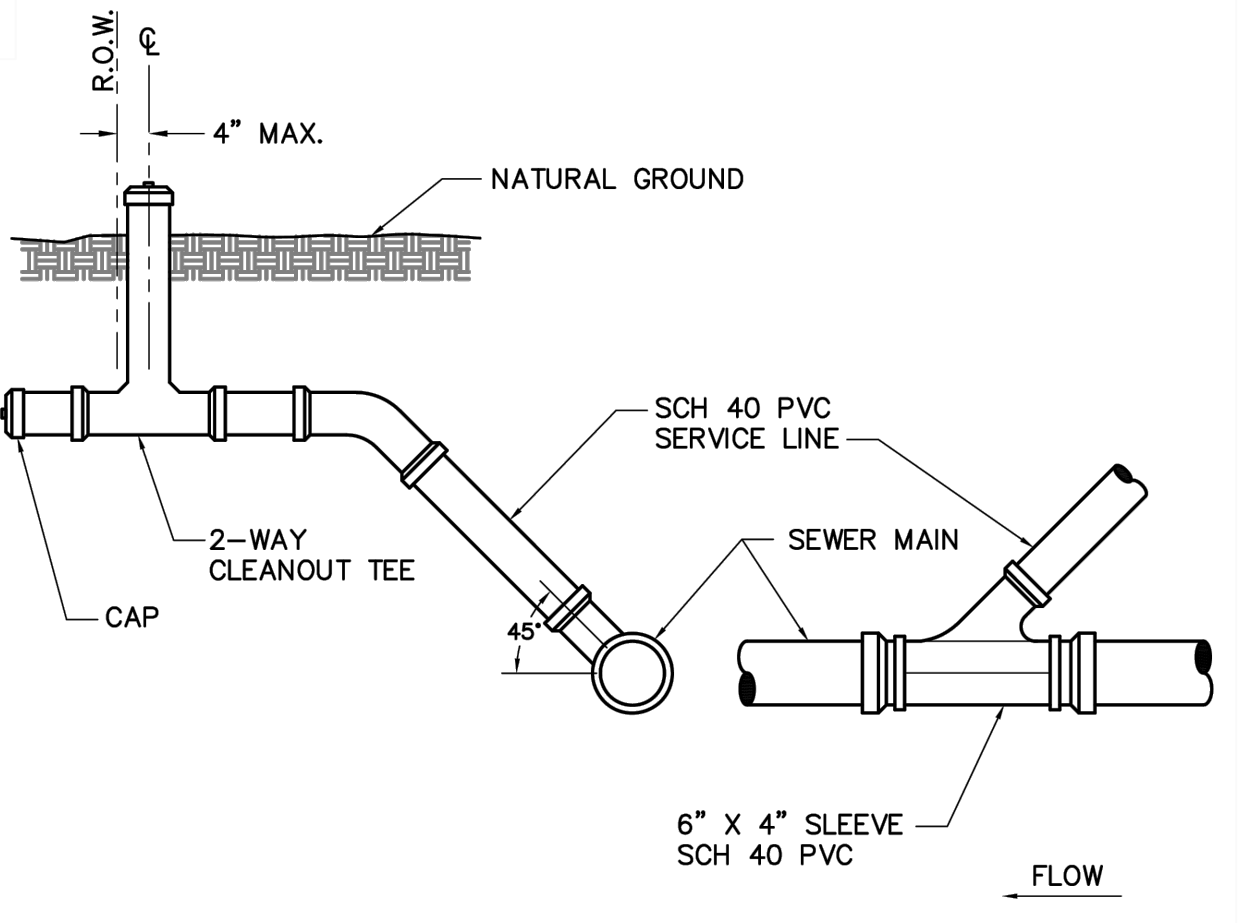
**SANITARY SEWER PLAN
ONSITE
BENTSEN VIEW SUBDIVISION
McALLEN, TEXAS**

- NOTES:**
1. Composite material ring and cover shall be of compression molding, proof loading to HS-25 or better, and conform to AASHTO M 306.
 2. Composite Access Products, L.P is an approved manufacturer. Any alternate equal must be approved by McAllen Public Utility-Utility Engineering Department.



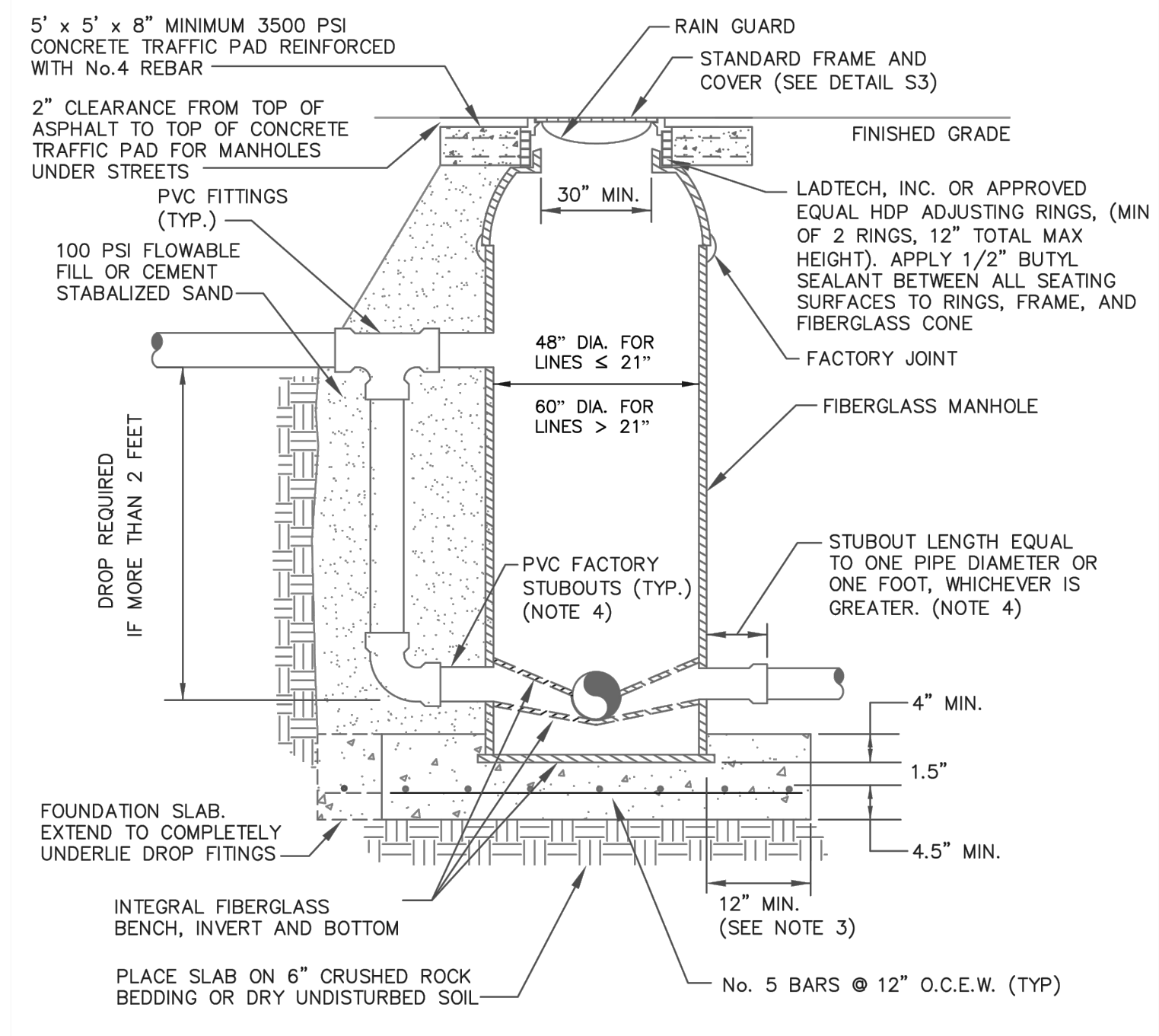
COMPOSITE SEWER MANHOLE RING AND COVER DETAIL
N.T.S.

- GENERAL NOTES:**
- A. CRUSHED ROCK BEDDING PLACED, HAND LEVELED, AND COMPACTED BEFORE PIPE IS LAID, UP TO BOTTOM OF PIPE (MIN. THICKNESS = 6").
 - B. CRUSHED ROCK BACKFILL PLACED AND COMPACTED AFTER PIPE IS LAID, FROM BOTTOM OF PIPE TO 12" ABOVE THE TOP OF PIPE. WORK IN UNDER PIPE HAUNCHES AND COMPACT BY HAND TO SPRING LINE. USE VIBRATORY-TYPE COMPACTORS FOR LIFTS ABOVE THE SPRING LINE. MAXIMUM 6" LIFTS.
 - Bd. MINIMUM TRENCH WIDTH: PIPE O.D. + 16" (FOR 16" PIPE AND SMALLER) PIPE O.D. X 1.25 + 12" (FOR 18" PIPE AND LARGER)
 - C-1. (CITY STREETS, PARKING AREA, AND DRIVEWAYS) SELECT EXCAVATED BACKFILL MECHANICALLY COMPACTED TO 95% STANDARD PROCTOR DENSITY IN 8" MAX. LIFTS.
 - C-2. (STATE MAINTAINED ROADWAYS) SAND/CEMENT STABILIZED BACKFILL WITH 7% PORTLAND CEMENT COMPACTED TO 95% STANDARD PROCTOR DENSITY.
 - D. EXCAVATED EARTH BACKFILL MECHANICALLY COMPACTED IN 12" MAX. LIFTS. MINIMUM STANDARD PROCTOR DENSITY: 90% OUTSIDE RIGHT OF WAY 95% INSIDE RIGHT OF WAY.
 - E. EMBEDMENT SHALL BE IN ACCORDANCE WITH THE REQUIREMENTS OF ASTM D 2321. EMBEDMENT MATERIAL SHALL BE CLASS 1A (CRUSHED ROCK) MAXIMUM 3" SIZE FOR PIPE SIZE < 15". GREATER THAN 90% OF CRUSHED ROCK SHALL HAVE AT LEAST THREE BROKEN FACES. NO MORE THAN 2% UNBROKEN FRACTION ALLOWED.
- IN SATURATED SOILS WITH FINES OR UNSTABLE SOILS, EMBEDMENT ZONE SHALL BE WRAPPED WITH GEOTEXTILE.
- WHERE THIS STANDARD CONFLICTS WITH THE RECOMMENDATION OF ANY GEOTECHNICAL REPORT, OBTAIN WRITTEN CLARIFICATION FROM THE UTILITY ENGINEER PRIOR TO CONSTRUCTION.
- FOUNDATION PREPARATION USING COBBLES, GRAVEL, CEMENT STABILIZATION, OR OTHER METHODS AS APPROVED BY THE ENGINEER SHALL BE REQUIRED WHEN TRENCH BOTTOM IS UNSTABLE.
- BACKFILLING AT STRUCTURES SHALL BE PLACED IN UNIFORM LAYERS, AND COMPACTED TO 95% STANDARD PROCTOR DENSITY IN 6" MAXIMUM LIFTS. STRUCTURE BACKFILL MATERIAL SHALL BE SAND.



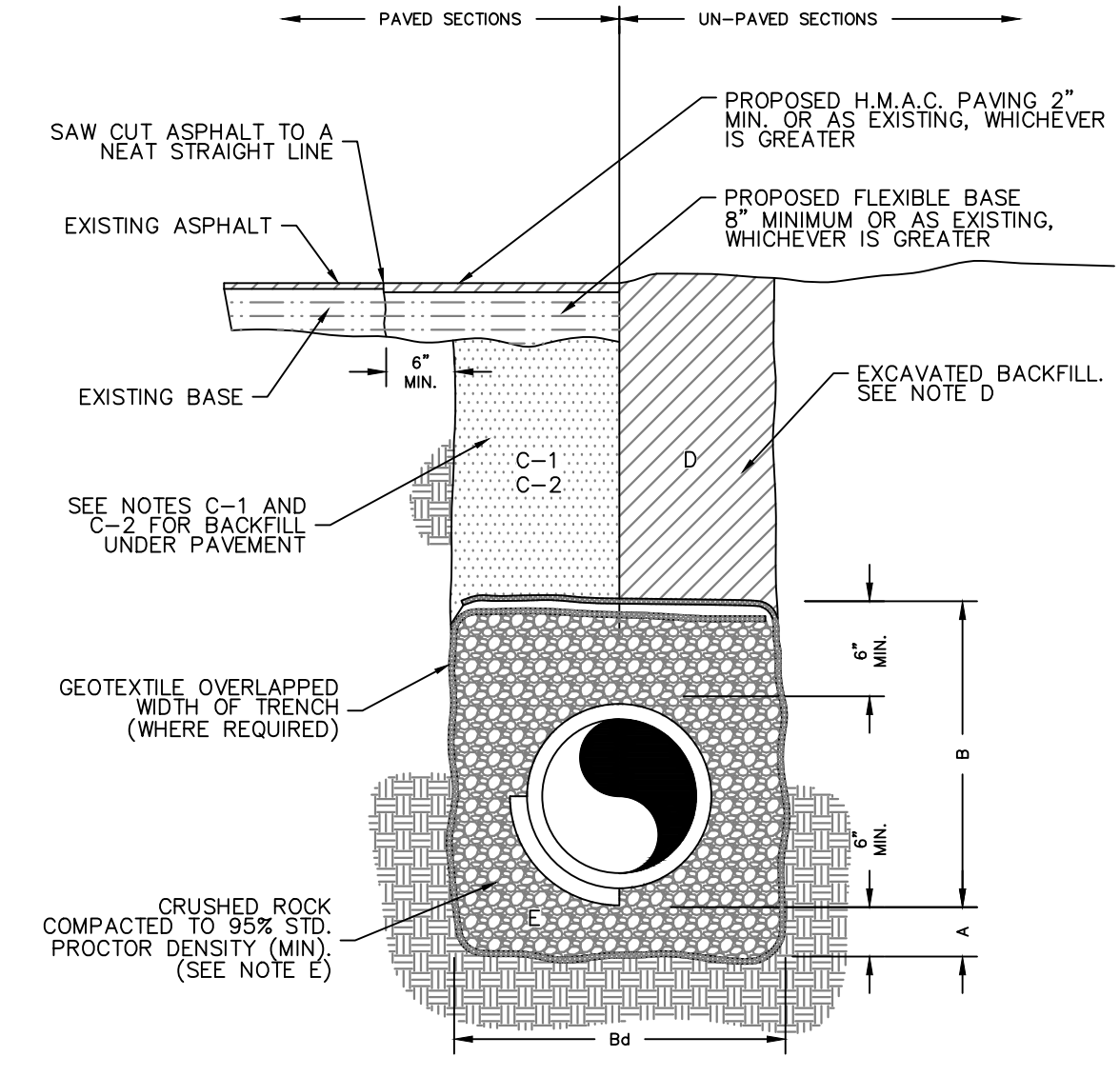
- NOTES:**
1. INDIVIDUAL SERVICE LATERALS TO BE PROVIDED TO EACH LOT.
 2. SINGLE FAMILY SERVICE SHALL BE 4" MIN. MULTI-FAMILY, COMMERCIAL, AND INDUSTRIAL SERVICE SHALL BE 6" OR GREATER AS REQUIRED.

SEWER SERVICE CONNECTION
N.T.S.



- NOTES:**
1. INSTALL IN STRICT ACCORDANCE WITH MANUFACTURER'S INSTRUCTIONS.
 2. ~~BASE SLAB SHALL BE SAND COMPACTED TO 95% STANDARD PROCTOR OR CEMENT FLOWABLE FILL TO 2000 PSF.~~
 3. BASE SLAB SHALL BE 4 FT. LARGER THAN MANHOLE DIAMETER WHERE SOIL BEARING CAPACITY < 2000 PSF, WATER TABLE < 5 FT., OR DEPTH > 20 FT. SLAB SHALL BE DESIGNED TO PREVENT FLOTATION OF MANHOLE.
 4. OUTLET STUBOUT SHALL BE SPIGOT END. INLET STUBOUTS SHALL BE BELL END EXCEPT FOR DROP CONNECTIONS.
 5. CONCRETE FOUNDATION SHALL BE POURED IN PLACE BELOW GROUND.

TYPICAL FIBERGLASS MANHOLE
N.T.S.



SANITARY SEWER (GRAVITY FLOW) PIPE BEDDING DETAIL
N.T.S.



This seal appearing on this document was authorized by Emigdio Salinas P.E. No. 107703 on the above designated date.

Emigdio Salinas P.E. 01/17/25

DATE

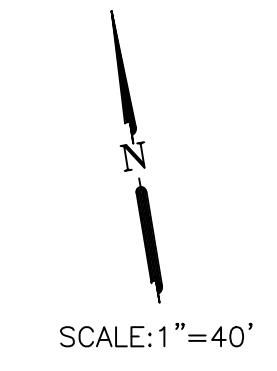
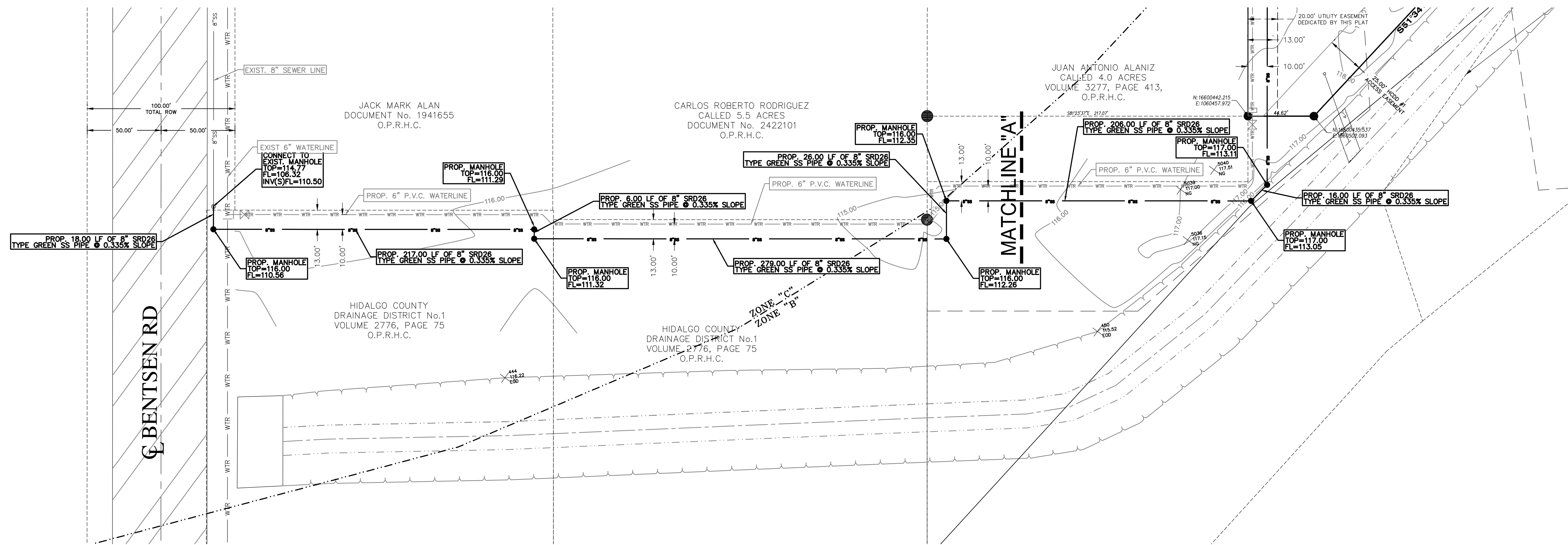
SCALE:

DRAWN BY: DAI

CHECKED BY: MS

SURVEYED BY:


SHEET:



1810 E. GRIFFIN PARKWAY
MISSION, TX 78572
956.600.8628
www.m2engineers.com
FIRM REGISTRATION # F-19545



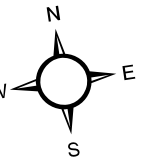
**SANITARY SEWER PLAN
OFFSITE
BENTSEN VIEW SUBDIVISION
McALLEN, TEXAS**



This seal appearing on this document was authorized by Emigdio Salinas P.E. No. 107703 on the above designated date.
Emigdio Salinas P.E. Date 01/17/25

SCALE:
DRAWN BY:
CHECKED BY: DAI
SURVEYED BY: MS
SHEET:

BENTSEN VIEW SUBDIVISION



*UTILITIES SHOWN ARE FOR GENERAL INFORMATION ONLY AND MAY NOT BE 100% ACCURATE. UTILITIES SHOULD BE FIELD VERIFIED PRIOR TO DESIGN OR CONSTRUCTION.



Legend

- ▲ Lift Station
- Ⓜ Prop Hydrants
- ⊙ Prop Manholes
- Prop Sewerlines
- Prop Waterlines
- Ⓜ Hydrant
- ⊗ Water Valve
- ⊗ Reclaimed Water

Water Lines

- Potable
- Raw Water, Active
- Reclaimed Water

Manholes

- ⊙ Manholes

Sewer Lines

- Force Main
- Gravity



| | | |
|-----------------------------|-----------------------|-------------------|
| | AGENDA ITEM | <u>3.a.</u> |
| PUBLIC UTILITY BOARD | DATE SUBMITTED | 01/21/2025 |
| | MEETING DATE | 1/28/2025 |

1. **Agenda Item: Award of Contracts to Purchase New Current Model MPU Vehicles through Cooperative Pricing. Project No. 12-24-P14-180.**

2. **Party Making Request: Elvira Alonzo, Public Works Director**

3. **Nature of Request: The Fleet Operations Department of Public Works requests your authorization to award multiple Purchase Contracts to the lowest responsive responsible bidders meeting the requirements of the specifications and bid solicitation documents. Recommendations are based on a per item basis. Attached for your review, is the bid tabulation depicting the proposed vendor(s) to be contracted with, upon City Commission approval.**

4. **Budgeted: YES**

| | | | |
|---------------|------------------|-------------------|------------------|
| Bid Amount: | <u>\$347,040</u> | Budgeted Amount: | <u>\$369,000</u> |
| Under Budget: | <u>\$21,960</u> | Over Budget: | <u>\$0.00</u> |
| | | Amount Remaining: | <u>\$0.00</u> |

5. **Reimbursement:**

6. **Routing:**

| | |
|-------------------|-------------------------------|
| Stephanie Puentes | Created/Initiated - 1/21/2025 |
| Elvira Alonzo | Approved - 1/22/2025 |
| Gerardo Noriega | Final Approval - 1/22/2025 |

7. **Staff's Recommendation: Staff recommends award of Purchase Contract(s) to Randall Reeds Prestige Ford of Garland, TX through the HGACBUY Cooperative Contract for Items 7, 21; Silsbee Ford from Silsbee, TX through the TIPS USA Cooperative Contract for Items 4, 5, and 15; Sames McAllen Ford of McAllen, TX for Item 2-3. For Item 2, apparent low bidder Sewell Family of Companies Inc., is considered non-responsive for failing to submit their specifications. Staff recommends award to lowest responsive responsible bidder meeting the requirements of the minimum specifications to Sames McAllen Ford of McAllen. The award of Item 3 is subject to a budget reclassification or amendment.**

8. **City Attorney: Approve. AWS**

9. MPU General Manager: Approved - MAV

10. Director of Finance for Utilities: Approved - MSC



Memorandum

To: Mark Vega, P.E., General Manager
From: Elvira I. Alonzo CPM, Director of Public Works
Date: January 10, 2025
Re: **Award of Contracts for the Purchase of New Current Model MPU Vehicles thru Cooperative Pricing – Project No. 12-24-P14-180**

GOAL: The Fleet Operations Department of Public Works requests your authorization to award multiple Purchase Contracts to the lowest responsive responsible bidders meeting the requirements of the specifications and bid solicitation documents. Recommendations are based on a per item basis. Attached for your review, is the bid tabulation depicting the proposed vendor(s) to be contracted with, upon City Commission approval.

BRIEF EXPLANATION: On November 20, 2024, Public Works through the Purchasing and Contracting Department solicited formal bids for the purchase of Twenty-Eight (28) New Current Model Vehicles; Twenty-One (21) for various City departments and Seven (7) for MPU departments. A total of eight (8) vendors responded to our solicitation providing dealer and co-operative purchasing pricing. The Sewell Family of Companies Inc. from Odessa, Tx is considered non-responsive due to specifications not being submitted.

HISTORY: Historically, the City solicits sealed bids for vehicles that have reached and/or surpassed their life expectancy and have been recommended for replacement. (Please note that all vehicles due for replacement have gone through the justification and budget approval process).

OPTIONS:

1. Award Purchase Contracts as outlined below.
2. The Utility Board may elect to direct staff to reject any or all bids received and to re-advertise this project.



Memorandum

| RECOMMENDED VENDOR | ITEM NUMBER | TOTAL CONTRACT AMOUNT |
|--|---------------------|-----------------------|
| Randall Reeds Prestige Ford from Garland, TX | 7, 21 | \$130,304.00 |
| Silsbee Ford from Silsbee, TX | 4, 5, 15 | \$123,136.00 |
| Sames McAllen Ford from McAllen, TX | 2, 3 | \$93,600.00 |
| | GRAND TOTAL: | \$347,040.00 |

RECOMMENDATION DETAILS: Staff recommends award of Purchase Contract(s) to Randall Reeds Prestige Ford of Garland, TX through the HGACBUY Cooperative Contract for Items 7, 21; Silsbee Ford from Silsbee, TX through the TIPS USA Cooperative Contract for Items 4, 5, and 15; Sames McAllen Ford of McAllen, TX for Item 2-3. For Item 2, apparent low bidder Sewell Family of Companies Inc., is considered non-responsive for failing to submit their specifications. Staff recommends award to lowest responsive responsible bidder meeting the requirements of the minimum specifications to Sames McAllen Ford of McAllen. The award of Item 3 is subject to a budget reclassification or amendment.



BID OPENING DECEMBER 19, 2024 AT 2:00 PM
 LOCATION: CITY HALL CONFERENCE ROOM NO. 2

Yellow Shading depicts Recommended Vendor

PROJECT NO. 12-24-P14-180 PURCHASE OF TWENTY-EIGHT (28) NEW CURRENT MODEL VEHICLES

| | | | | | | NON-RESPONSIVE | | | | | | | | | | | | | | | |
|---------------------|---------------|------|---|-----|-----|---|--------------|------------------------------------|-----------|--|--------------|---|--------------|--------------------------|--------------|--------------------------------|--------------|---|--------------|---|--------------|
| BIDDERS: | | | | | | THE SEWELL FAMILY OF COMPANIES INC ODESSA, TX | | CALDWELL COUNTRY FORD ROCKDALE, TX | | TRIPLE CROWN FORD LINCOLN STEPHENVILLE, TX | | CALDWELL COUNTRY CHEVROLET CALDWELL, TX | | SILSBEE FORD SILSBEE, TX | | SAMES MCALLEN FORD MCALLEN, TX | | RANDALL REEDS PRESTIGE FORD GARLAND, TX | | GRAPEVINE DODGE CHEVROLET GRAPEVINE, TX | |
| NO. | REFERENCE NO. | TYPE | DESCRIPTION | QTY | UOM | UNIT PRICE | EXT PRICE | UNIT PRICE | EXT PRICE | UNIT PRICE | EXT PRICE | UNIT PRICE | EXT PRICE | UNIT PRICE | EXT PRICE | UNIT PRICE | EXT PRICE | UNIT PRICE | EXT PRICE | | |
| 2 | 07180 | BASE | ITEM NO. 2 - SPECIFICATIONS FOR THE PURCHASE OF ONE (1) NEW CURRENT MODEL MID-SIZE 4-DOOR SPORT UTILITY VEHICLES (Wastewater Plant) AS PER SPECIFICATIONS. INDICATE YEAR, MANUFACTURER, MODEL, STANDARD WARRANTY TERMS/CONDITIONS, DELIVERY DAYS AFTER RECEIPT OF ORDER (ARO) IN COMMENT AREA | 1 | EA | \$27,495.00 | \$27,495.00 | \$0.00 | \$0.00 | \$41,868.75 | \$41,868.75 | \$0.00 | \$0.00 | \$38,437.00 | \$38,437.00 | \$37,900.00 | \$37,900.00 | \$38,634.00 | \$38,634.00 | \$40,751.00 | \$40,751.00 |
| 3 | 07180 | BASE | ITEM NO. 3 - SPECIFICATIONS FOR THE PURCHASE OF TWO (2) NEW CURRENT MODEL FULL-SIZE 4-DOOR SPORT UTILITY VEHICLE (Bridge-1, Water Admin-1) AS PER SPECIFICATIONS. INDICATE YEAR, MANUFACTURER, MODEL, STANDARD WARRANTY TERMS/CONDITIONS, DELIVERY DAYS AFTER RECEIPT OF ORDER (ARO) IN COMMENT AREA | 2 | EA | \$63,495.00 | \$126,990.00 | \$0.00 | \$0.00 | \$59,181.75 | \$118,363.50 | \$63,455.00 | \$126,910.00 | \$57,538.00 | \$115,076.00 | \$55,700.00 | \$111,400.00 | \$56,688.00 | \$113,376.00 | \$57,053.00 | \$114,106.00 |
| 4 | 07202 | BASE | ITEM NO. 4 - SPECIFICATIONS FOR THE PURCHASE OF ONE (1) NEW CURRENT MODEL 1/2 TON, REGULAR CAB P/U TRUCKS (SHORT BED, 2WD, GAS) (Transmission & Distribution) AS PER SPECIFICATIONS. INDICATE YEAR, MANUFACTURER, MODEL, STANDARD WARRANTY TERMS/CONDITIONS, DELIVERY DAYS AFTER RECEIPT OF ORDER (ARO) IN COMMENT AREA | 1 | EA | \$0.00 | \$0.00 | \$0.00 | \$0.00 | \$39,996.75 | \$39,996.75 | \$36,655.00 | \$36,655.00 | \$36,293.00 | \$36,293.00 | \$42,000.00 | \$42,000.00 | \$37,710.00 | \$37,710.00 | \$999,999.00 | \$999,999.00 |
| 5 | 07202 | BASE | ITEM NO. 5 - SPECIFICATIONS FOR THE PURCHASE OF ONE (1) NEW CURRENT MODEL 1/2 TON, REGULAR CAB P/U TRUCKS (LONG BED, 2WD, GAS) (Wastewater Plant) AS PER SPECIFICATIONS. INDICATE YEAR, MANUFACTURER, MODEL, STANDARD WARRANTY TERMS/CONDITIONS, DELIVERY DAYS AFTER RECEIPT OF ORDER (ARO) IN COMMENT AREA | 1 | EA | NO BID | NO BID | NO BID | NO BID | \$38,762.75 | \$38,762.75 | \$36,855.00 | \$36,855.00 | \$35,059.00 | \$35,059.00 | \$38,970.00 | \$38,970.00 | \$36,510.00 | \$36,510.00 | NO BID | NO BID |
| 7 | 07202 | BASE | ITEM NO. 7 - SPECIFICATIONS FOR THE PURCHASE OF ONE (1) NEW CURRENT MODEL 1/2 TON, CREW CAB P/U TRUCK (SHORT BED, 2WD, GAS) (Wastewater Admin) AS PER SPECIFICATIONS. INDICATE YEAR, MANUFACTURER, MODEL, STANDARD WARRANTY TERMS/CONDITIONS, DELIVERY DAYS AFTER RECEIPT OF ORDER (ARO) IN COMMENT AREA | 1 | EA | NO BID | NO BID | NO BID | NO BID | \$44,223.75 | \$44,223.75 | \$45,655.00 | \$45,655.00 | \$43,197.00 | \$43,197.00 | \$47,695.00 | \$47,695.00 | \$40,411.00 | \$40,411.00 | \$42,081.00 | \$42,081.00 |
| 15 | 06510 | BASE | ITEM NO. 15 - SPECIFICATIONS FOR THE PURCHASE OF ONE (1) NEW CURRENT MODEL 3/4 TON REGULAR CAB & CHASSIS (GAS, 2WD) W/UTILITY SERVICE BODY (Wastewater Collection) AS PER SPECIFICATIONS. INDICATE YEAR, MANUFACTURER, MODEL, STANDARD WARRANTY TERMS/CONDITIONS, DELIVERY DAYS AFTER RECEIPT OF ORDER (ARO) IN COMMENT AREA | 1 | EA | NO BID | NO BID | NO BID | NO BID | \$71,811.00 | \$71,811.00 | \$57,650.00 | \$57,650.00 | \$51,784.00 | \$51,784.00 | \$64,160.00 | \$64,160.00 | \$54,270.00 | \$54,270.00 | NO BID | NO BID |
| 21 | 06530 | BASE | ITEM NO. 21 - SPECIFICATIONS FOR THE PURCHASE OF TWO (2) NEW CURRENT MODEL 19,000 GVW CREW CAB & CHASSIS W/3-4 CUBIC YARD DUMP BODY (DRW, 2WD, DIESEL) (Transmission & Distribution-1, Parks-1) AS PER SPECIFICATIONS. INDICATE YEAR, MANUFACTURER, MODEL, STANDARD WARRANTY TERMS/CONDITIONS, DELIVERY DAYS AFTER RECEIPT OF ORDER (ARO) IN COMMENT AREA | 2 | EA | NO BID | NO BID | NO BID | NO BID | NO BID | NO BID | \$89,950.00 | \$179,900.00 | \$95,554.00 | \$191,108.00 | \$98,500.00 | \$197,000.00 | \$89,893.00 | \$179,786.00 | NO BID | NO BID |
| GRAND TOTAL: | | | | | | \$281,370.00 | | \$437,880.00 | | \$1,166,775.65 | | \$1,247,940.00 | | \$1,395,393.00 | | \$1,574,925.00 | | \$1,584,270.00 | | \$2,569,393.00 | |



AGENDA ITEM **3.b.**

PUBLIC UTILITY BOARD

DATE SUBMITTED **01/22/2025**

MEETING DATE **1/28/2025**

1. Agenda Item: Consideration and Approval of TIPS Contract Proposal for the Shary Road Sewer Line Extension (Project No. 01-25-C15-01)
2. Party Making Request:
Carlos Gonzalez, Development and Special Projects Engineer
3. Nature of Request: Consideration and Approval of TIPS Contract Proposal for the Shary Road Sewerline Extension (Project No. 01-25-C15-01)
4. Budgeted: **Yes**

| | | | |
|---------------|---------------------|-------------------|---------------------|
| Bid Amount: | \$382,535.75 | Budgeted Amount: | \$534,965.24 |
| Under Budget: | \$152,429.49 | Over Budget: | \$0.00 |
| | | Amount Remaining: | \$152,429.49 |
5. Reimbursement: N/A
6. Routing:

| | |
|-----------------|-------------------------------|
| Carlos Gonzalez | Created/Initiated - 1/22/2025 |
| Gerardo Noriega | Final Approval - 1/23/2025 |
7. Staff's Recommendation: Consideration and Approval of TIPS Contract Proposal for the Shary Road Sewer Line Extension
8. City Attorney: Approve. AWS
9. MPU General Manager: Approved - MAV
10. Director of Finance for Utilities: Approved - MSC

Memo

TO: Marco A. Vega, P.E., General Manager
J.J. Rodriguez, Asst. General Manager

FROM: Carlos Gonzalez, P.E., Utility Engineer

DATE: January 22, 2025

SUBJECT: **Shary Road Sewer Line Extension: TIPS Contract #240501
(Project No. 01-25-C15-01)**

Staff is respectfully requesting MPU Board consideration and approval of a TIPS Contract #240501 (Project No. 01-25-C15-01) from the Artisan Services Group for the extension of a gravity sewer line and force main adjustment needed along FM 494 (Shary Road) in the vicinity of Mile 6 Road.

The improvements include the extension of an 8-inch sewer line that is approximately 985 LF and the re-route of MPU's force main with a 6-inch force main line that is approximately 845 LF.

This scope was initially planned to be performed by the neighboring developer of Pioneer Estates. However, to move forward with this project efficiently, staff is recommending entering into a TIPS contract directly with contractor. This will ensure better timeliness of construction related to the pending TxDOT Shary Roadway Improvements.

The cost of the improvements with this contract totals to \$382,535.75. MPU's current balance in the Sewer Depreciation Fund line item for this project is \$534,965.24 providing enough to move forward with the contract.

Staff recommends approval of proceeding with the TIPS Contract with Artisan Services Group.

I'll be available for further discussion/questions at the MPUB meeting.

Artisan Services Group

232 Linberg Ave, Ste. 5&6
 McAllen, TX 78501
 Phone (956) 353-8640
 consultant@artisanservicesgroup.com

PROPOSAL

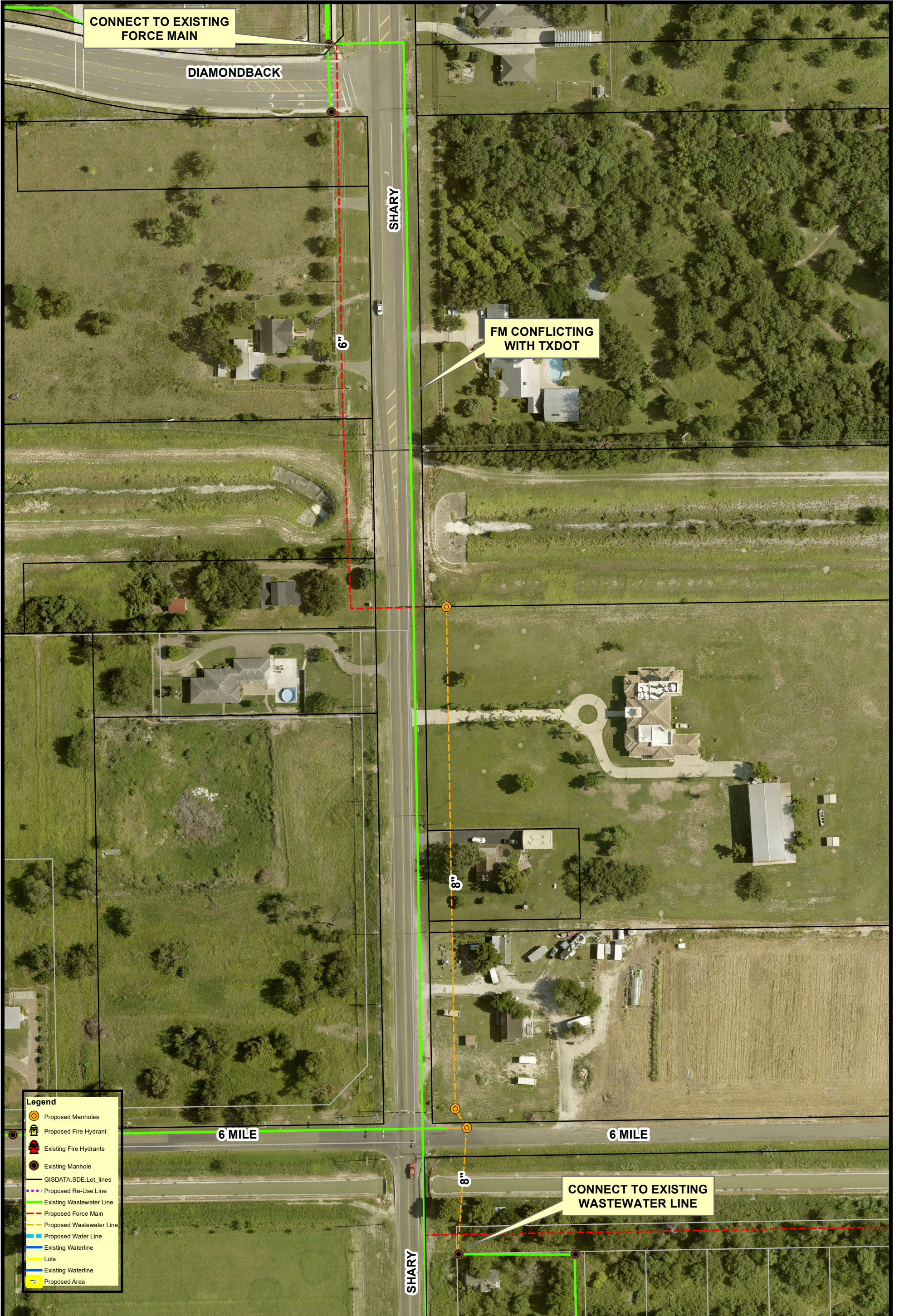
PROPOSAL# 251701-34
 DATE: JANUARY 20, 2025

TO:
 McAllen PUB














FOR:
 Shary Rd & Mile 6 SS Improvements - TIPS CONTRACT #240501

| ITEM | DESCRIPTION | UNIT | QTY | UNIT PRICE W/ 10% TIPS DISCOUNT | TOTAL |
|--|---|------|-----|---------------------------------------|--------------|
| Force Main Sanitary Sewer Improvements (Off-Site) | | | | | |
| 1 | Qty: 4 - 6" 45 Degree Fitting Assembly for Force Main (includes fittings, accessories, lubricants, backfill, trench protection) | LS | 1 | 5,500.00 | \$5,500.00 |
| 2 | Qty: 845 LF - 6" Sanitary Sewer Line Package for Force Main (includes pvc pipe, accessories, lubricants, backfill, trench protection) | LS | 1 | 30,208.75 | \$30,208.75 |
| 3 | Qty: 120 LF - 12" Steel Casing Package (includes spacers, accessories, lubricants, boring fluids, metal works supplies, backfill, trench protection) | LS | 1 | 23,000.00 | \$23,000.00 |
| 4 | Qty: 60 LF - 6" Force Main Line Package for Directional Bore (includes pvc pipe, accessories, lubricants, backfill, trench protection) | LS | 1 | 5,538.00 | \$5,538.00 |
| 5 | Qty: 2 - Sanitary Sewer Tie-In Package for Force Main (includes fittings, accessories, lubricants, backfill, trench protection) | LS | 1 | 7,150.00 | \$7,150.00 |
| 6 | Excavator (24,000 lbs+) | Hour | 30 | 350.00 | \$10,500.00 |
| 7 | Excavator (24,000 lbs+) | Hour | 30 | 350.00 | \$10,500.00 |
| 8 | Directional Drilling Machine | Hour | 24 | 400.00 | \$9,600.00 |
| 9 | Heavy Equipment Operator (Excavator) | Hour | 30 | 55.00 | \$1,650.00 |
| 10 | Heavy Equipment Operator (Excavator) | Hour | 30 | 55.00 | \$1,650.00 |
| 11 | Heavy Equipment Operator (Directional Drilling Machine) | Hour | 24 | 60.00 | \$1,440.00 |
| 12 | Tech Level 2 Installation | Hour | 30 | 50.00 | \$1,500.00 |
| 13 | Tech Level 2 Installation | Hour | 30 | 50.00 | \$1,500.00 |
| 14 | Tech Level 2 Installation | Hour | 24 | 50.00 | \$1,200.00 |
| 15 | Tech Level 1 Installation | Hour | 30 | 40.00 | \$1,200.00 |
| 16 | Tech Level 1 Installation | Hour | 30 | 40.00 | \$1,200.00 |
| 17 | Tech Level 1 Installation | Hour | 24 | 40.00 | \$960.00 |
| Subtotal | | | | | \$114,296.75 |
| Gravity Sanitary Sewer Improvements (Off-Site) | | | | | |
| 1 | Qty: 985 LF - 8" Sanitary Sewer Line Package (includes pvc pipe, accessories, lubricants, backfill, trench protection) | LS | 1 | 51,779.00 | \$51,779.00 |
| 2 | Qty: 3 - 4" Sanitary Sewer Service Cleanout Package (includes pvc pipe, fittings, accessories, lubricants, backfill, trench protection) | LS | 1 | 7,020.00 | \$7,020.00 |

| | | | | | |
|----------------------|---|------|----|-----------|---------------------|
| 3 | Qty: 4 - Fiberglass Manhole Package (includes fiberglass manhole, ring, cover, fittings, accessories, rebar, concrete, backfill, trench protection) | LS | 1 | 28,525.00 | \$28,525.00 |
| 4 | Qty: 160 LF - 16" Steel Casing Package (includes spacers, accessories, lubricants, boring fluids, metal works supplies, backfill, trench protection) | LS | 1 | 46,280.00 | \$46,280.00 |
| 5 | Excavator (24,000 lbs+) | Hour | 80 | 350.00 | \$28,000.00 |
| 6 | Excavator (24,000 lbs+) | Hour | 80 | 350.00 | \$28,000.00 |
| 7 | Directional Drilling Machine | Hour | 48 | 400.00 | \$19,200.00 |
| 8 | Heavy Equipment Operator (Excavator) | Hour | 80 | 55.00 | \$4,400.00 |
| 9 | Heavy Equipment Operator (Excavator) | Hour | 80 | 55.00 | \$4,400.00 |
| 10 | Heavy Equipment Operator (Directional Drilling Machine) | Hour | 48 | 60.00 | \$2,880.00 |
| 11 | Tech Level 2 Installation | Hour | 80 | 50.00 | \$4,000.00 |
| 12 | Tech Level 2 Installation | Hour | 80 | 50.00 | \$4,000.00 |
| 13 | Tech Level 2 Installation | Hour | 48 | 50.00 | \$2,400.00 |
| 14 | Tech Level 1 Installation | Hour | 80 | 40.00 | \$3,200.00 |
| 15 | Tech Level 1 Installation | Hour | 80 | 40.00 | \$3,200.00 |
| 16 | Tech Level 1 Installation | Hour | 48 | 40.00 | \$1,920.00 |
| Subtotal | | | | | \$239,204.00 |
| Miscellaneous | | | | | |
| 1 | Demolition/Reconstruction/Clearing Package (includes fence supplies & sod) | LS | 1 | 7,800.00 | \$7,800.00 |
| 2 | Traffic Control Package (includes barricades, signage, flags) | LS | 1 | 3,900.00 | \$3,900.00 |
| 3 | Equipment Mobilization | LS | 1 | 8,775.00 | \$8,775.00 |
| 4 | Excavator (24,000 lbs+) | Hour | 16 | 350.00 | \$5,600.00 |
| 5 | Heavy Equipment Operator (Excavator) | Hour | 16 | 55.00 | \$880.00 |
| 6 | Tech Level 2 Installation | Hour | 16 | 50.00 | \$800.00 |
| 7 | Tech Level 1 Installation | Hour | 16 | 40.00 | \$640.00 |
| 8 | Tech Level 1 Installation | Hour | 16 | 40.00 | \$640.00 |
| Subtotal | | | | | \$29,035.00 |
| SUBTOTAL | | | | | \$382,535.75 |
| TAX | | | | | 00.00 |
| TOTAL | | | | | \$382,535.75 |



Legend

-  Proposed Manholes
-  Proposed Fire Hydrant
-  Existing Fire Hydrants
-  Existing Manhole
-  GISDATA.SDE.Lot_lines
-  Proposed Re-Use Line
-  Existing Wastewater Line
-  Proposed Force Main
-  Proposed Wastewater Line
-  Proposed Water Line
-  Existing Waterline
-  Lots
-  Existing Waterline
- Proposed Area



AGENDA ITEM 4.a.

PUBLIC UTILITY BOARD

DATE SUBMITTED 01/20/2025

MEETING DATE 1/28/2025

1. Agenda Item: Sharpless Square; Consideration and Approval of the Revised MPU Participation for Water Public Improvements

2. Party Making Request:
Erika Gomez, Developmental Activities

3. Nature of Request: Consideration and Approval of the Revised MPU Participation for Water Public Improvements for the Sharpless Square Subdivision.

4. Budgeted:

| | | | |
|---------------|-------|-------------------|-------|
| Bid Amount: | _____ | Budgeted Amount: | _____ |
| Under Budget: | _____ | Over Budget: | _____ |
| | | Amount Remaining: | _____ |

5. Reimbursement:

6. Routing:
Patrick Gray Created/Initiated - 1/20/2025

7. Staff's Recommendation: Staff recommends the Consideration and Approval of the Revised MPU Participation for Water Public Improvements for the Sharpless Square Subdivision.

8. City Attorney: Approve. AWS

9. MPU General Manager: Approved - MAV

10. Director of Finance for Utilities: Approved - MSC

Memo

TO: Marco A. Vega, P.E., General Manager
J.J. Rodriguez, Asst. General Manager

THRU: Erika Gomez, P.E., Utility Engineer
Carlos Gonzalez, P.E., Utility Engineer

FROM: Patrick R. Gray, E.I.T., GIS Coordinator

DATE: January 28, 2025

SUBJECT: **Sharpless Square; Consideration & Approval of the Revised MPU Participation for Water Public Improvements**

With the approval of Sharpless Square Subdivision, the developer requested MPUB Participation for the Off-Site Water Public Improvements. The improvements for this area include the installation of an 8” waterline to complete the loop along Trenton Rd. and abandon an existing 2” waterline. The improvements also included the reconnection of five (5) single services for an existing plaza to the proposed 8” waterline. MPUB approved the request for MPU Participation on May 29, 2024 in the amount of \$15,795.00. Since the approval date, the project has been completed and a final walk-through has successfully taken place with no issues.

During construction, the proposed water line for the Off Site scope of the project was in conflict with a storm sewer system and needed to be realigned to avoid the storm system. This added additional fittings as well as PVC water line pipe to the original cost estimate. The design engineer has submitted the Schedule of Values from the contractor for review (See Attachment).

The following table provides a summary of the Revised Water Public Improvements Estimate:

| Sharpless Square Off Site Water Revised Cost | |
|---|--------------------|
| Estimate Approved by MPU (5/29/24) | \$52,650.00 |
| Revised Estimate for Approval | \$56,950.00 |
| | |
| Participation Approved by MPU (5/29/24) | \$15,795.00 |
| Requested Revision Amount | \$1,290.00 |
| Revised Total Participation Amount | \$17,085.00 |
| | |
| *MPU Participation Present at 30% | |

In reference to the State Statue on Procurement, it is understood the maximum allowed participation by McAllen Public Utility cannot exceed 30% of the total improvement cost.

Staff is recommending the approval of the revised MPUB participation in the amount of \$17,085.00.

Staff will be available for further discussion/questions.

Thank you

L & G Concrete Construction, Inc.

APPLICATION FOR PAYMENT

To: _____ -
Project: RENZO GRACIE/SHARPLESS SUBDIVISION
Payment Request No. 1
Period: 11/01/24 to 12/10/24

STATEMENT OF CONTRACT AMOUNT:

| | | |
|--|----|-------------------|
| 1. Original Contract Amount | \$ | <u>147,400.00</u> |
| 2. Approved Change Order No.'s _____ | \$ | <u>6,500.00</u> |
| 3. Adjusted Contract Amount | \$ | <u>153,900.00</u> |
| 4. Value of Work Completed to Date: | \$ | <u>138,000.00</u> |
| 5. Value of Approved Changed Orders Completed | \$ | <u>6,500.00</u> |
| 6. Materials Stored on Site | \$ | <u>-</u> |
| 7. TOTAL TO DATE: | \$ | <u>144,500.00</u> |
| 8. Less Amount Retained (_____) | \$ | <u>-</u> |
| 9. Total less Retainage | \$ | <u>144,500.00</u> |
| 10. Total Previously Certified (Deduct Paid) | \$ | <u>-</u> |
| 11. Total Previously Certified (Deduct Unpaid) | \$ | <u>-</u> |
| 12. Amount Due this Request | \$ | <u>144,500.00</u> |

CERTIFICATE OF THE SUBCONTRACTOR:

I hereby certify that this work performed and the materials supplied to date, as shown on the above represents the actual value of accomplishment under the terms of the Contract (and all authorized changes thereto) between the undersigned and _____ relating to the above referenced project.

I also certify that payments, less applicable retention, have been made through the period covered by previous payments received from the contractor, to (1) all my subcontractors, and (2) for all materials and labor used in or in connection with the performance of this contract.

I further certify that I have complied with Federal, State and Local tax law, including Social Security laws and Unemployment Compensation laws and Workmen's Compensation laws as applicable to the performance on this contract.

Date: _____

Subscribed and sworn before me this _____
day of _____, 20__ A.D.

By: _____
Authorized Signature

Notary Public in and for Hidalgo County
My Commission expires: _____



RIO DELTA ENGINEERING
 CIVIL ENGINEERING • PROJECT MANAGEMENT • LAND DEVELOPMENT
 TEXAS REGISTERED ENGINEERING FIRM F-7628
 TEXAS LICENSED SURVEYING FIRM #10194027

| | | |
|---|------------------------|----------------------|
| Project Name: SHARPLESS SQUARE SUBDIVISION | Date: 5/14/2024 | COST ESTIMATE |
| OFF-SITE 8" WATER LINE EXTENSION | | Page 1 of 1 |

Water Service System

| ITEM # | DESCRIPTION | QUANTITY | UNIT COST | AMOUNT |
|----------------------|---|----------|------------|--------------------|
| 1 | 8" DR 25 C-900 PVC WATER LINE | 470 LF | \$50.00 | \$23,500.00 |
| 2 | 8" GATE VALVE | 1 EA | \$2,400.00 | \$2,400.00 |
| 3 | 8"X8" CUT-IN AND TIE TO EXISTING WATER LINE | 1 EA | \$4,500.00 | \$4,500.00 |
| 4 | TEMPORARY 2" FLUSH VALVE | 1 EA | \$1,250.00 | \$1,250.00 |
| 5 | RECONNECTION WATER SERVICE | 5 EA | \$1,500.00 | \$7,500.00 |
| 6 | BORE AND 15" PVC CASING FOR WATERLINE | 35 LF | \$200.00 | \$7,000.00 |
| 7 | MISC. FITTINGS (11.5°, 45° 90° ELBOWS ETC.) | 1 LS | \$6,500.00 | \$6,500.00 |
| GRAND -TOTAL: | | | | \$52,650.00 |



SCHEDULE OF VALUES - L&G Concrete Construction, Inc.

| | | | | | |
|--------------|------------------------------------|--|--|-------------|--|
| PROJECT NAME | RENZO GRACIE/SHARPLESS SUBDIVISION | | | | |
| OWNER | | | | PROJECT NO. | |

| | | | |
|-----------------|-----------|------------------|------------|
| APPLICATION # | 1 | APPLICATION DATE | 12/10/2024 |
| PERIOD STARTING | 11/1/2024 | PERIOD ENDING | 12/10/2024 |

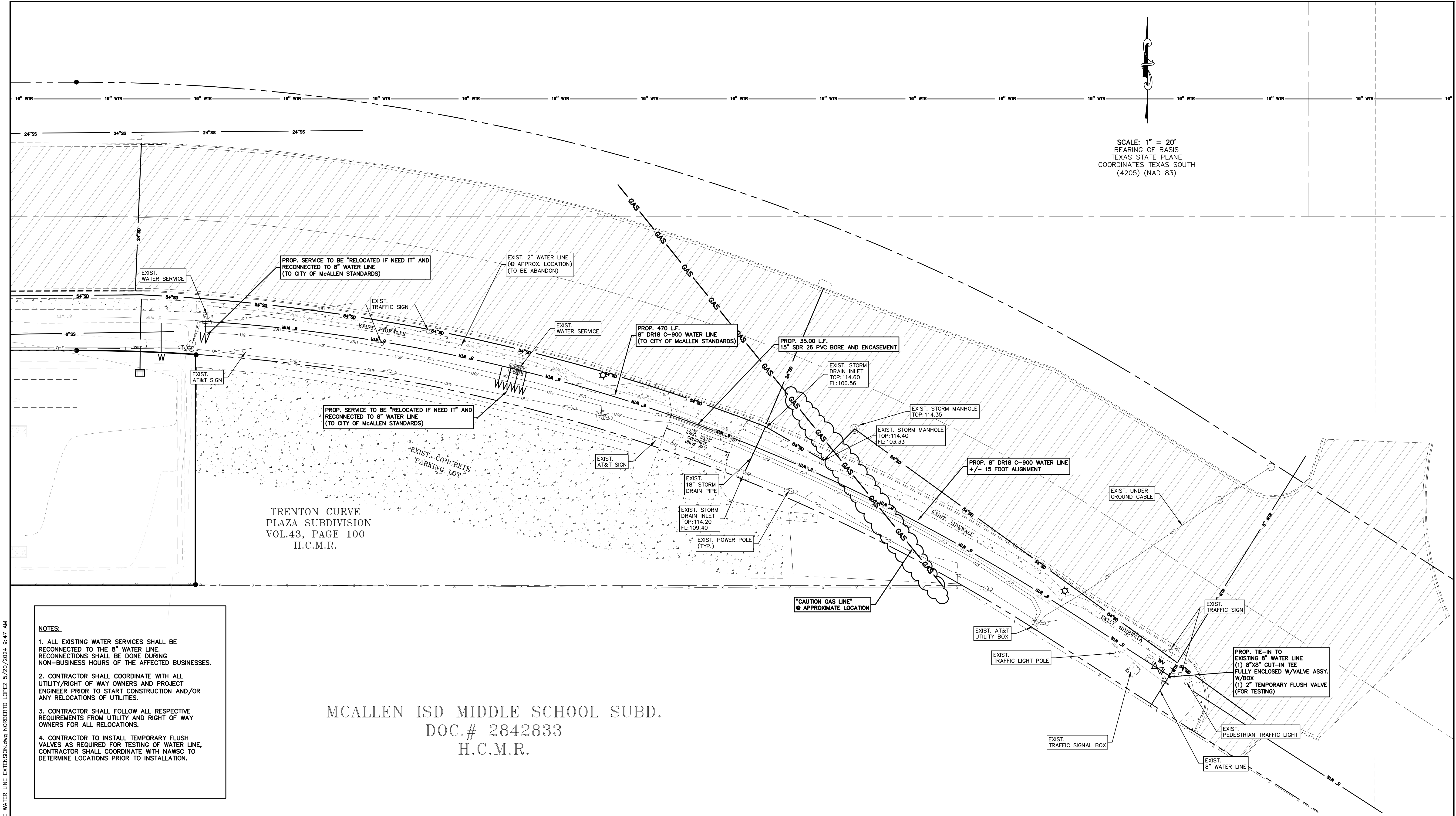
| A ITEM NO. | B DESCRIPTION OF WORK | CONTRACT | | | | TOTAL WORK DONE | | | | MATERIALS PRESENTLY STORED | TOTAL COMPLETD AND STORED TO DATE | % COMPLETE | BALANCE TO FINISH | RETAINAGE | |
|---------------------------------------|---|----------|------|------------|---------------------|------------------|----------|---------|----------------------|----------------------------|-----------------------------------|-------------|--------------------|-------------|--|
| | | QTY | UNIT | UNIT PRICE | SCHEDULED VALUE | THIS APPLICATION | PREVIOUS | TO DATE | Amount This Estimate | | | | | | |
| BASE BID CONTRACT | | | | | | | | | | | | | | | |
| 1 | 8" DR18 - OFFSITE | 470 | LF | 60.00 | 28,200.00 | 470 | | 470 | 28,200.00 | | 28,200.00 | 100% | - | - | |
| 2 | 8" CV | 1 | Ea | 3,000.00 | 3,000.00 | 1 | | 1 | 3,000.00 | | 3,000.00 | 100% | - | - | |
| 3 | 8" Cut In Tee | 1 | Ea | 1,970.00 | 1,970.00 | 1 | | 1 | 1,970.00 | | 1,970.00 | 100% | - | - | |
| 4 | 2" Flush Valve | 1 | Ea | 2,000.00 | 2,000.00 | 1 | | 1 | 2,000.00 | | 2,000.00 | 100% | - | - | |
| 5 | Reconnect Water Service | 5 | Ea | 800.00 | 4,000.00 | 5 | | 5 | 4,000.00 | | 4,000.00 | 100% | - | - | |
| 6 | 15" PVC Casing - Bored | 35 | LF | 170.00 | 5,950.00 | 35 | | 35 | 5,950.00 | | 5,950.00 | 100% | - | - | |
| 7 | 8" fittings | 1 | Ton | 4,580.00 | 4,580.00 | 1 | | 1 | 4,580.00 | | 4,580.00 | 100% | - | - | |
| 8 | Tie in to Existing | 1 | LS | 2,750.00 | 2,750.00 | | | 0 | 0.00 | | - | 0% | 2,750.00 | - | |
| SUBTOTAL BASE BID CONTRACT | | | | | 52,450.00 | | | | 49,700.00 | - | 49,700.00 | 95% | 2,750.00 | - | |
| APPROVED CHANGE ORDER REQUESTS | | | | | | | | | | | | | | | |
| 1 | Reroute Waterline around Existing Storm MH | 1 | LS | 1,525.00 | 1,525.00 | 1.00 | | | 1,525.00 | | 1,525.00 | 100% | - | - | |
| 2 | 8" Fittings @ 33rd and Trenton Road Connections | 1.25 | Ton | 4,580.00 | 5,725.00 | 1.25 | | | 5,725.00 | | 5,725.00 | 100% | - | - | |
| | | | | | - | | | | 0.00 | | - | 0% | - | - | |
| SUBTOTAL APPROVED C.O.'S | | | | | 7,250.00 | | | | - | - | 7,250.00 | 100% | - | - | |
| TOTALS | | | | | \$ 59,700.00 | | | | \$ - | \$ - | \$ 56,950.00 | 95% | \$ 2,750.00 | \$ - | |

SCHEDULE OF VALUES - L&G Concrete Construction, Inc.

| | | | | | |
|--------------|------------------------------------|--|--|-------------|--|
| PROJECT NAME | RENZO GRACIE/SHARPLESS SUBDIVISION | | | | |
| OWNER | | | | PROJECT NO. | |

| | | | |
|-----------------|-----------|------------------|------------|
| APPLICATION # | 1 | APPLICATION DATE | 12/10/2024 |
| PERIOD STARTING | 11/1/2024 | PERIOD ENDING | 12/10/2024 |

| A ITEM NO. | B DESCRIPTION OF WORK | CONTRACT | | | | TOTAL WORK DONE | | | | MATERIALS PRESENTLY STORED | TOTAL COMPLETED AND STORED TO DATE | % COMPLETE | BALANCE TO FINISH | RETAINAGE | |
|---------------------------------------|---------------------------|----------|------|------------|---------------------|------------------|----------|---------|----------------------|----------------------------|------------------------------------|------------------|--------------------|-----------------|----------|
| | | QTY | UNIT | UNIT PRICE | SCHEDULED VALUE | THIS APPLICATION | PREVIOUS | TO DATE | Amount This Estimate | | | | | | |
| BASE BID CONTRACT | | | | | | | | | | | | | | | |
| 1 | 8" DR18 - ONSITE | 687 | LF | 60.00 | 41,220.00 | | | 687 | | | 41,220.00 | | 100% | - | - |
| 2 | 8" GV | 1 | Ea | 3,000.00 | 3,000.00 | 1 | | 1 | | | 3,000.00 | | 100% | - | - |
| 3 | 16x8 TS w/ 8" GV | 1 | Ea | 7,500.00 | 7,500.00 | 1 | | 1 | | | 7,500.00 | | 100% | - | - |
| 4 | FH | 1 | Ea | 8,000.00 | 8,000.00 | 1 | | 1 | | | 8,000.00 | | 100% | - | - |
| 5 | Water Service | 2 | Ea | 2,000.00 | 4,000.00 | | | 2 | | | 4,000.00 | | 100% | - | - |
| 6 | 8" fittings | 1 | Ton | 4,580.00 | 4,580.00 | 1 | | 1 | | | 4,580.00 | | 100% | - | - |
| 1 | Sewer Service - 3 Ea | 1 | LS | 5,000.00 | 5,000.00 | 1 | | 1 | | | 5,000.00 | | 100% | - | - |
| 2 | MH Repair | 1 | ea | 15,000.00 | 15,000.00 | 1 | | 1 | | | 15,000.00 | | 100% | - | - |
| 1 | Type C Inlet | 1 | Ea | 5,700.00 | 5,350.00 | | | | 0 | | 0.00 | | 0% | 5,350.00 | - |
| 2 | 24" Class III RCP | 10 | LF | 130.00 | 1,300.00 | | | | 0 | | 0.00 | | 0% | 1,300.00 | - |
| SUBTOTAL BASE BID CONTRACT | | | | | 94,950.00 | | | | | 88,300.00 | - | 88,300.00 | 93% | 6,650.00 | - |
| APPROVED CHANGE ORDER REQUESTS | | | | | | | | | | | | | | | |
| 1 | Credit for MH Repair | 1 | LS | -8,500.00 | (8,500.00) | 1.00 | | | | | (8,500.00) | | 100% | - | - |
| 2 | Extend Sewer Line from MH | 125 | LF | 62.00 | 7,750.00 | 125.00 | | | | | 7,750.00 | | 100% | - | - |
| | | | | | - | | | | | | 0.00 | | 0% | - | - |
| SUBTOTAL APPROVED C.O.'S | | | | | (750.00) | | | | | - | - | (750.00) | 100% | - | - |
| TOTALS | | | | | \$ 94,200.00 | | | | \$ - | \$ - | \$ 87,550.00 | 93% | \$ 6,650.00 | \$ - | |



SCALE: 1" = 20'
 BEARING OF BASIS
 TEXAS STATE PLANE
 COORDINATES TEXAS SOUTH
 (4205) (NAD 83)

TRENTON CURVE
 PLAZA SUBDIVISION
 VOL.43, PAGE 100
 H.C.M.R.

MCALLEN ISD MIDDLE SCHOOL SUBD.
 DOC.# 2842833
 H.C.M.R.

NOTES:

1. ALL EXISTING WATER SERVICES SHALL BE RECONNECTED TO THE 8" WATER LINE. RECONNECTIONS SHALL BE DONE DURING NON-BUSINESS HOURS OF THE AFFECTED BUSINESSES.
2. CONTRACTOR SHALL COORDINATE WITH ALL UTILITY/RIGHT OF WAY OWNERS AND PROJECT ENGINEER PRIOR TO START CONSTRUCTION AND/OR ANY RELOCATIONS OF UTILITIES.
3. CONTRACTOR SHALL FOLLOW ALL RESPECTIVE REQUIREMENTS FROM UTILITY AND RIGHT OF WAY OWNERS FOR ALL RELOCATIONS.
4. CONTRACTOR TO INSTALL TEMPORARY FLUSH VALVES AS REQUIRED FOR TESTING OF WATER LINE. CONTRACTOR SHALL COORDINATE WITH NAWSC TO DETERMINE LOCATIONS PRIOR TO INSTALLATION.

GENERAL NOTES:

- 1.) THE CONTRACTOR WILL BE RESPONSIBLE FOR COORDINATING WITH ALL APPROPRIATE UTILITY COMPANIES FOR THE LOCATION OF ALL UTILITIES WITHIN CONSTRUCTION AREA.
- 2.) CONTRACTOR WILL BEGIN PIPED UTILITY CONSTRUCTION AT THE DOWN STREAM END OF PROJECT AND CONTINUE UPSTREAM WITH PIPE BELLS FACING UPSTREAM.
- 3.) ALL EXIST. UTILITIES ARE AT APPROXIMATE LOCATIONS.
- 4.) THE LOCATION OF UNDERGROUND UTILITIES SHOWN ON THESE PLANS ARE BASED ON OBSERVATION OF ABOVEGROUND STRUCTURES, LINES SPOTTED BY THE OWNER, AND UTILITY SPOTTING. ACTUAL LOCATION OF THESE UTILITIES MAY VARY, AND ADDITIONAL BURIED UTILITIES MAY BE ENCOUNTERED UPON EXCAVATION.
- 5.) BEFORE BEGINNING CONSTRUCTION, THE CONTRACTOR SHALL CALL FOR UTILITY SPOTTING BY THE APPROPRIATE AGENCY AND VERIFY THE LOCATION OF THESE UTILITIES TO HIS SATISFACTION.
- 6.) ANY DAMAGE CAUSED TO EXISTING STRUCTURES AND/OR UTILITIES BY THE CONTRACTOR, SHALL BE THE CONTRACTOR'S RESPONSIBILITY TO CORRECT AT HIS EXPENSE.
- 7.) ANY DAMAGE TO PROPERTY, OUTSIDE THE CONSTRUCTION ZONE, CAUSED BY THE CONTRACTOR, SHALL BE THE CONTRACTOR'S RESPONSIBILITY TO CORRECT AT HIS EXPENSE.

ABBREVIATIONS

| | |
|----------|--------------------------|
| NG | - NATURAL GROUND |
| R.O.W. | - RIGHT OF WAY |
| EOA | - EDGE OF ASPHALT |
| BOC | - BACK OF CURB |
| EOD | - EDGE OF DITCH |
| B/B | - BACK TO BACK |
| E/E | - EDGE TO EDGE |
| ST. | - STREET |
| DOC. | - DOCUMENT |
| P.O.C. | - POINT OF COMMENCING |
| P.O.B. | - POINT OF BEGINNING |
| C.P.S. | - COTTON-PICKER SPINDLE |
| O.S.S.F. | - ON SITE SEWER FACILITY |

LEGEND

| | |
|---------|------------------------|
| ● | FOUND IRON ROD |
| ⊗ | MAIL BOX |
| ⊕ | SIGN |
| ⊖ | POWER POLE |
| ⊙ | SANITARY SEWER MANHOLE |
| ⊠ | WATER METER |
| ⊞ | TELEPHONE BOX |
| ⊚ | FIRE HYDRANT |
| ⊛ | CLEWIRE |
| ⊜ | CLEAN OUT |
| ⊝ | FLUSH VALVE |
| ⊞ | WATER VALVE |
| X | FENCE |
| -8"WTR- | 8" WATER LINE |
| -8"WTR- | 8" SANITARY SEWER LINE |
| -6"WTR- | 6" SANITARY SEWER LINE |

RIO DELTA ENGINEERING
 FIRM REGISTRATION No. F-7628
 SURVEY FIRM No. 10194027
 921 S. 10TH AVENUE EDINBURG, TEXAS 78539
 (TEL) 956-380-5152 (FAX) 956-380-5083

THIS DOCUMENT IS RELEASED FOR THE PURPOSE OF INTERIM REVIEW UNDER THE AUTHORITY OF IVAN GARCIA, P.E. 115662 ON MAY, 2024
 IT IS NOT TO BE USED FOR CONSTRUCTION, BIDDING OR PERMIT PURPOSES.

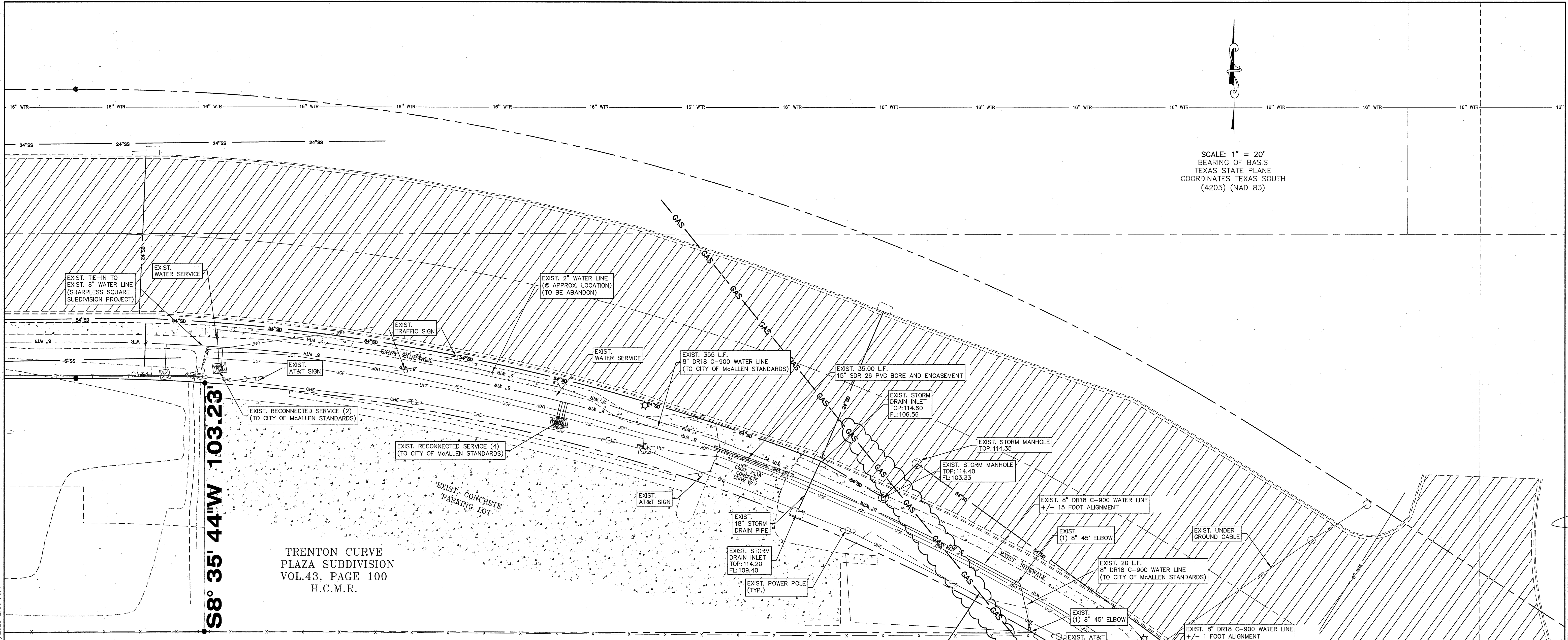
ISSUED FOR:
EXHIBIT

OFF-SITE WATER LINE EXTENSION
 SHARPLESS SQUARE SUBDIVISION
 MCALLEN, TEXAS
 HIDALGO COUNTY

PROJECT: SHT 1

ENGINEER: GILBERT J. GUERRA P.E.
 SURVEYOR: IVAN GARCIA P.E. R.P.L.S.
 CHECKED: IVAN GARCIA P.E. R.P.L.S.
 DRAWN: NORBERTO LOPEZ
 SCALE: 1"=20'
 DATE: MAY, 2024
 PROJECT: SUB 23 010
 REVISIONS: REVISION#
 PAGE NO.

Y:\RDC SUBDIVISIONS 2023\SUB 23\010 - Joshua Sherpiess\DWG\OFF-SITE WATER LINE EXTENSION.dwg NORBERTO LOPEZ 5/20/2024 9:47 AM



SCALE: 1" = 20'
 BEARING OF BASIS
 TEXAS STATE PLANE
 COORDINATES TEXAS SOUTH
 (4205) (NAD 83)

S8° 35' 44" W 103.23'

TRENTON CURVE
 PLAZA SUBDIVISION
 VOL.43, PAGE 100
 H.C.M.R.

MCALLEN ISD MIDDLE SCHOOL SUBD.
 DOC.# 2842833
 H.C.M.R.

- NOTES:**
1. ALL EXISTING WATER SERVICES SHALL BE RECONNECTED TO THE 8" WATER LINE. RECONNECTIONS SHALL BE DONE DURING NON-BUSINESS HOURS OF THE AFFECTED BUSINESSES.
 2. CONTRACTOR SHALL COORDINATE WITH ALL UTILITY/RIGHT OF WAY OWNERS AND PROJECT ENGINEER PRIOR TO START CONSTRUCTION AND/OR ANY RELOCATIONS OF UTILITIES.
 3. CONTRACTOR SHALL FOLLOW ALL RESPECTIVE REQUIREMENTS FROM UTILITY AND RIGHT OF WAY OWNERS FOR ALL RELOCATIONS.
 4. CONTRACTOR TO INSTALL TEMPORARY FLUSH VALVES AS REQUIRED FOR TESTING OF WATER LINE. CONTRACTOR SHALL COORDINATE WITH NAWSC TO DETERMINE LOCATIONS PRIOR TO INSTALLATION.

- GENERAL NOTES:**
- 1.) THE CONTRACTOR WILL BE RESPONSIBLE FOR COORDINATING WITH ALL APPROPRIATE UTILITY COMPANIES FOR THE LOCATION OF ALL UTILITIES WITHIN CONSTRUCTION AREA.
 - 2.) CONTRACTOR WILL BEGIN PIPED UTILITY CONSTRUCTION AT THE DOWN STREAM END OF PROJECT AND CONTINUE UPSTREAM WITH PIPE BELLS FACING UPSTREAM.
 - 3.) ALL EXIST. UTILITIES ARE AT APPROXIMATE LOCATIONS.
 - 4.) THE LOCATION OF UNDERGROUND UTILITIES SHOWN ON THESE PLANS ARE BASED ON OBSERVATION OF ABOVEGROUND STRUCTURES, LINES SPOTTED BY THE OWNER, AND UTILITY SPOTTING. ACTUAL LOCATION OF THESE UTILITIES MAY VARY, AND ADDITIONAL BURIED UTILITIES MAY BE ENCOUNTERED UPON EXCAVATION.
 - 5.) BEFORE BEGINNING CONSTRUCTION, THE CONTRACTOR SHALL CALL FOR UTILITY SPOTTING BY THE APPROPRIATE AGENCY AND VERIFY THE LOCATION OF THESE UTILITIES TO HIS SATISFACTION.
 - 6.) ANY DAMAGE CAUSED TO EXISTING STRUCTURES AND/OR UTILITIES BY THE CONTRACTOR, SHALL BE THE CONTRACTOR'S RESPONSIBILITY TO CORRECT AT HIS EXPENSE.
 - 7.) ANY DAMAGE TO PROPERTY, OUTSIDE THE CONSTRUCTION ZONE, CAUSED BY THE CONTRACTOR, SHALL BE THE CONTRACTOR'S RESPONSIBILITY TO CORRECT AT HIS EXPENSE.


ABBREVIATIONS

| | |
|----------|--------------------------|
| NG | - NATURAL GROUND |
| R.O.W. | - RIGHT OF WAY |
| EA | - EDGE OF ASPHALT |
| BOC | - BACK OF CURB |
| EDD | - EDGE OF DITCH |
| B/B | - BACK TO BACK |
| E/E | - EDGE TO EDGE |
| ST. | - STREET |
| DOC. | - DOCUMENT |
| P.O.C. | - POINT OF COMMENCING |
| P.O.B. | - POINT OF BEGINNING |
| C.P.S. | - COTTON-PICKER SPINDLE |
| O.S.S.F. | - ON SITE SEWER FACILITY |

LEGEND

| | |
|-----------|------------------------|
| ● | FOUND IRON ROD |
| ⊕ | MAIL BOX |
| ⊙ | SIGN |
| ⊙ | POWER POLE |
| ⊙ | SANITARY SEWER MANHOLE |
| ⊙ | WATER METER |
| ⊙ | TELEPHONE BOX |
| ⊙ | FIRE HYDRANT |
| ⊙ | GUYWIRE |
| ⊙ | CLEAN OUT |
| ⊙ | FLUSH VALVE |
| ⊙ | WATER VALVE |
| - X - | FENCE |
| - 8"WTR - | 8" WATER LINE |
| - 8"WTR - | 8" SANITARY SEWER LINE |
| - 6"WTR - | 6" SANITARY SEWER LINE |

RIO DELTA ENGINEERING
 FIRM REGISTRATION NO. F-7628
 SURVEY FIRM NO. 10194027
 921 S. 10TH AVENUE EDINBURG, TEXAS 78539
 (TEL) 956-380-5152 (FAX) 956-380-5083



ISSUED FOR:
AS-BUILT

OFF-SITE WATER LINE EXTENSION
SHARPLESS SQUARE SUBDIVISION
 McALLEN, TEXAS
 HIDALGO COUNTY

PROJECT: SHT 4
 ENGINEER: IVAN GARCIA P.E. R.P.L.S.
 SURVEYOR: IVAN GARCIA P.E. R.P.L.S.
 CHECKED: IVAN GARCIA P.E. R.P.L.S.
 DRAWN: NORBERTO LOPEZ
 SCALE: 1"=20'
 DATE: JANUARY, 2025
 PROJECT: SUB 23 010
 REVISIONS: REVISION#
 PAGE NO. SHT 4

X:\RDE SUBDIVISIONS\2023\SUB 23.010 - Joshua Sherpleas\DWG\ASBUILTS\SH -4 OFF-SITE WATER LINE EXTENSION ASBUILT.dwg NORBERTO LOPEZ 1/17/2025 2:36 PM



AGENDA ITEM 4.b.

PUBLIC UTILITY BOARD

DATE SUBMITTED 01/22/2025

MEETING DATE 1/28/2025

1. **Agenda Item: Consideration and Approval of participation for sewer Improvements for Sharyland Business Park No. 10 Subdivision**
2. **Party Making Request: Erika Gomez, Developmental Activities**
3. **Nature of Request:**
4. **Budgeted:**

| | | | |
|----------------------|--|--------------------------|--|
| Bid Amount: | | Budgeted Amount: | |
| Under Budget: | | Over Budget: | |
| | | Amount Remaining: | |
5. **Reimbursement:**
6. **Routing:**
Erika Gomez Created/Initiated - 1/22/2025
7. **Staff's Recommendation: Approval of MPU Participation as conditions set forth**
8. **City Attorney: Approve. AWS**
9. **MPU General Manager: Approved - MAV**
10. **Director of Finance for Utilities: Approved - MSC**

Memo

TO: Marco A. Vega, P.E., General Manager

THRU: Carlos Gonzalez, P.E., Utility Engineer

FROM: Erika Gomez, P.E., Utility Engineer

DATE: January 21, 2025

SUBJECT: Sharyland Business Park No. 10 Subdivision; Consideration & Approval of MPU Participation for Sewer Public Improvements

This subdivision is located on Shary Rd and approximately 1,800 ft South of Military HWY. The subdivision was presented and approved on June 14, 2022.

As part of the subdivision improvements, a forcemain was required to cross a drainage ditch. The original plans included the installation under a proposed drainage ditch. This plan would result in a forcemain installation that would have excessive depth and higher probability of clogging thus resulting in higher long-term maintenance by wastewater operations department. Thus, staff advised the contractor to pursue the installation of an aerial crossing as illustrated in accompanying exhibit(s). The developer has requested cost participation for this change in Scope for the amount of \$34,550.

Staff recommends approval of MPU participation in the amount of \$34,550 to the developer of Sharyland Business Park No. 10.

I will be available for further discussion and questions during the MPUB meeting.

EXHIBIT A

Aerial Crossing for forcemain





GLZ Construction LLC
 724 W. Monte Cristo Rd.
 Edinburg, TX 78541
 956-732-0093 Heriberto Quintanilla - Estimator

| |
|----------|
| DATE |
| 1/4/2023 |

| |
|--------------|
| CHANGE ORDER |
| 1 |

PO # _____

| |
|---------------------|
| NAME / ADDRESS |
| KILLIAM DEVELOPMENT |

| |
|-------------------------|
| PROJECT NAME |
| SHARYLAND BUSINEES PARK |
| HONDURAS ROAD EXTENSION |

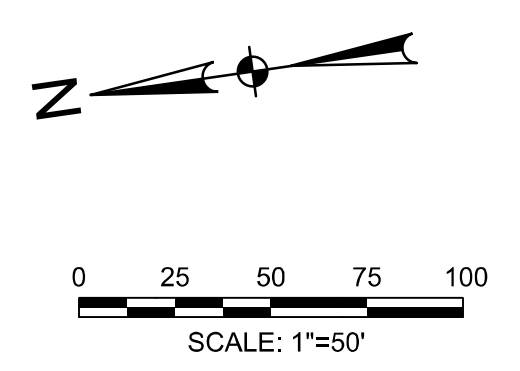
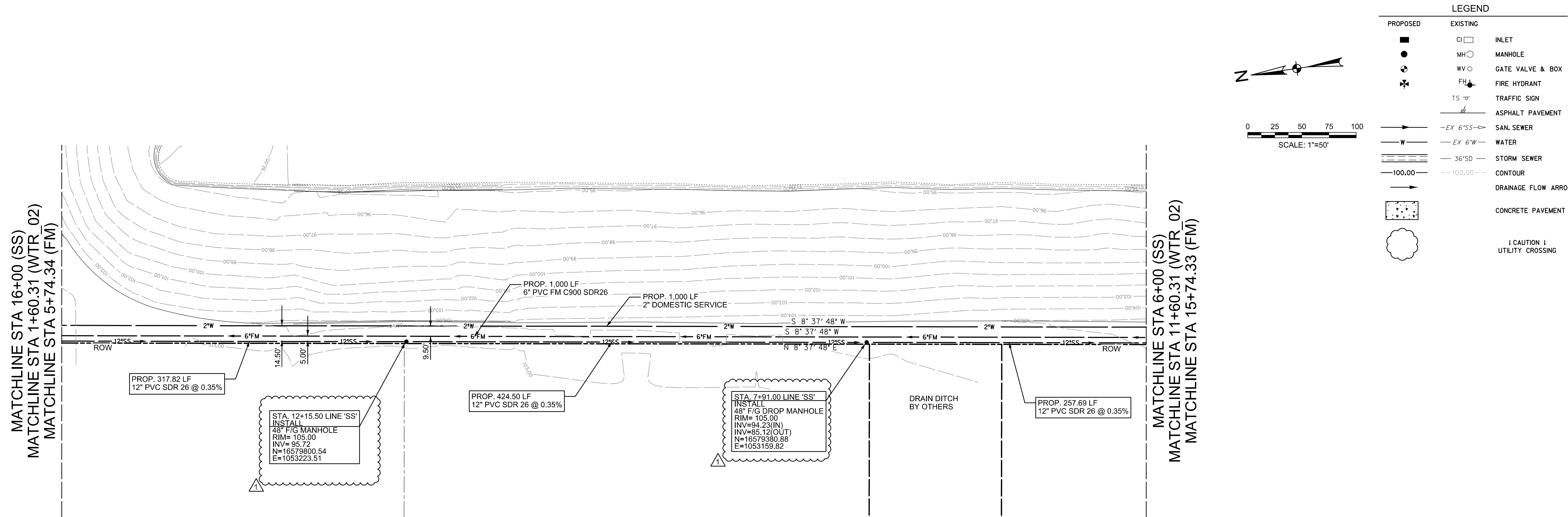
| NO. | DESCRIPTION | QTY | RATE | UNIT | TOTAL |
|-------------------------------------|--|---------|--------------|------|---------------------|
| FORCE MAIN - AERIAL CROSSING | | | | | |
| 1 | 24" FOUNDATION PILING, INCLUDE: AUGERING, CONCRETE POURING WITH PUMP, REBAR AND EVERYTHING NECESSARY FOR ITS CORRECT EXECUTION. | 2.00 | \$ 10,000.00 | EA | \$ 20,000.00 |
| 2 | CONCRETE SUPPORT | 2.00 | \$ 3,000.00 | EA | \$ 6,000.00 |
| 3 | 12" STEEL CASING (1/2" THICK) | 102.00 | \$ 125.00 | LF | \$ 12,750.00 |
| 1 | CREDIT - TRENCHING FORCEMAIN | -140.00 | \$ 30.00 | FT | \$ (4,200.00) |
| GRAND TOTAL | | | | | \$ 34,550.00 |

*Note: no permits, no utility fee, no city
 connect fees, no SW3P no testing fee
 and no retaining wall in proposal*

Any Alteration or Deviation from above Specification Involving Extra Cost
 Will be Executed only upon Written orders, and will become an extra Charge,
 Over and Above the Estimate. All agreements Contingent upon strikes, Accidents
 or Delays beyond our Control.

Authorized Signature _____

GLZ Construction Signature _____



PROP. 317.82 LF
12" PVC SDR 26 @ 0.35%

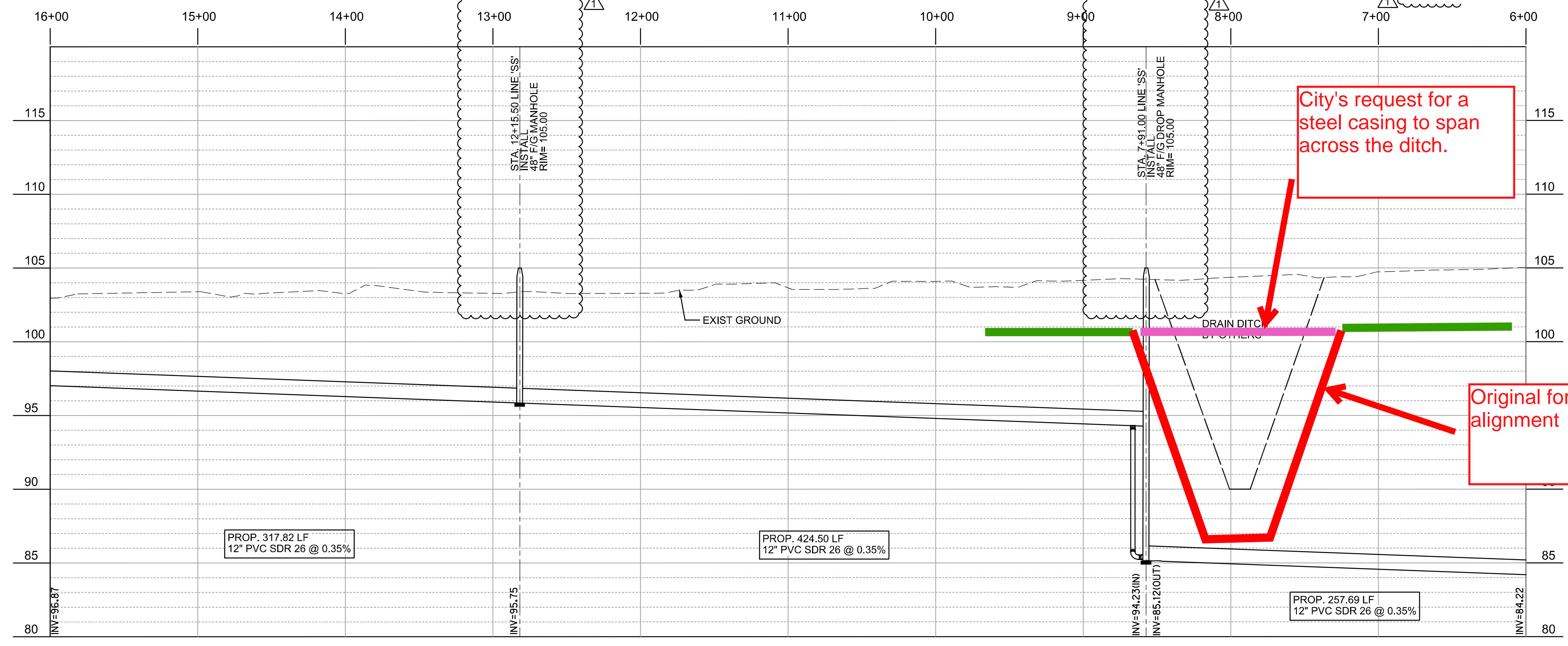
STA. 12+15.50 LINE 'SS'
INSTALL
48" FIG MANHOLE
RIM= 105.00
INV= 95.72
N=165739800.54
E=1053223.51

PROP. 424.50 LF
12" PVC SDR 26 @ 0.35%

STA. 7+91.00 LINE 'SS'
INSTALL
48" FIG DROP MANHOLE
RIM= 105.00
INV= 94.23(IN)
INV= 85.12(OUT)
N=16573380.88
E=1053159.82

PROP. 257.69 LF
12" PVC SDR 26 @ 0.35%

NOTES:
IN INSTANCES WHERE THE MANHOLE RIM ELEVATION IS GREATER THAN 0.5' ABOVE NATURAL GROUND, THE CONTRACTOR SHALL COMPACT AROUND THE MANHOLE RIM WITH NATIVE MATERIAL AT A SLOPE OF 1:4 (V:H) IN ALL DIRECTIONS.



PROP. 317.82 LF
12" PVC SDR 26 @ 0.35%

PROP. 424.50 LF
12" PVC SDR 26 @ 0.35%


PROP. 257.69 LF
12" PVC SDR 26 @ 0.35%

TBM1: PK NAIL ON CENTER LINE OF HONDURAS ROAD N=16580155.12, E=1053638.35 ELEV= 103.69
TBM2: SQUARE "C" CUT ON TOP OF NORTH CURB INLET LOCATED 377 FEET EAST OF TBM1, N=16580120.63, E=1054014.40 ELEV= 102.14

**SHARYLAND BUSINESS PARK
HONDURAS ROAD EXTENSION**
CASCADE REAL ESTATE OPERATING, L.P.
MCALLEN, TEXAS



| Revision No. | Date | Description |
|--------------|------------|-----------------------|
| 1 | 08/26/2022 | Adjusted MH Rim Elev. |



Project No.: 46155.001
Issued: JULY 2022
Drawn By: F.C.
Checked By: R.G.
Scale: AS NOTED

Sheet Title
UTILITY PLAN
AND
PROFILE
C4.04
Sheet Number



- AGENDA ITEM** 5.a.
- PUBLIC UTILITY BOARD** **DATE SUBMITTED** **01/21/2025**
MEETING DATE **1/28/2025**
1. **Agenda Item:** Review of Quarterly Investment Report for Quarter Ending June 30, 2024.
 2. **Party Making Request:**
Isaac Tawil, City Manager
Mark Vega, General Manager
Maria Chavero, Director of Finance for Utilities
Sonia Resendez, Assistant Finance Director
 3. **Nature of Request:** Review and approval of the Quarterly Investment Report for the Quarter Ending June 30, 2024.
 4. **Budgeted:**

| | | | |
|---------------|--|-------------------|--|
| Bid Amount: | | Budgeted Amount: | |
| Under Budget: | | Over Budget: | |
| | | Amount Remaining: | |
 5. **Reimbursement:**
 6. **Routing:**
Yvonne Pena Created/Initiated - 1/21/2025
David Vasquez Final Approval - 1/21/2025
 7. **Staff's Recommendation:** The Audit and Investment Committee recommends the report be accepted.
 8. **City Attorney:** Approve. AWS
 9. **MPU General Manager:** Approved - MAV
 10. **Director of Finance for Utilities:** Approved - MSC

CITY OF MCALLEN

Quarterly Investment Report

AS OF JUNE 30, 2024



MEEDER

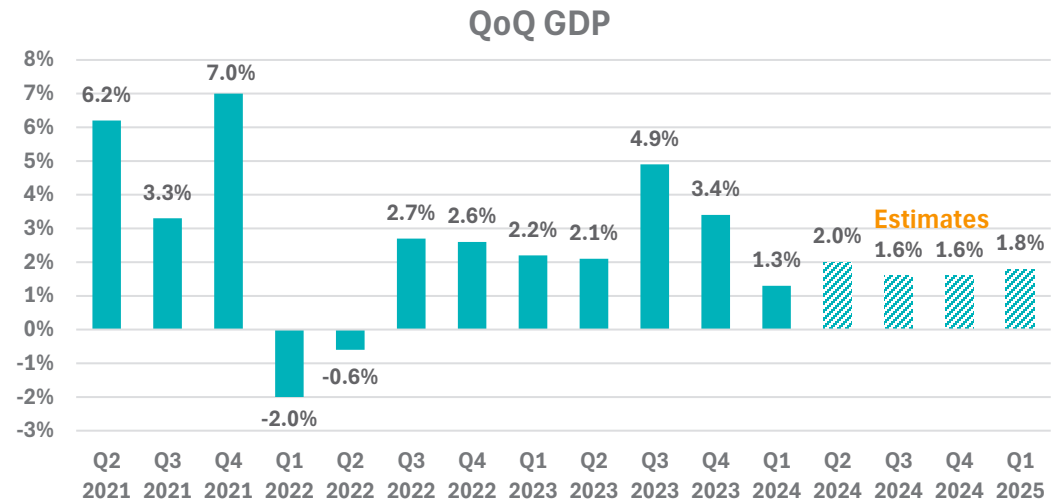
PUBLIC FUNDS

OBSERVATIONS AND EXPECTATIONS

- U.S. economic growth should slow in the second half of 2024, but not be negative
- The unemployment rate pushed above 4% in May from the cycle low of 3.4%
- Fed Funds futures are pointing to two .25% cuts this year and four next year
- Intermediate-term rates have increased this year, but are lower than last year's peak

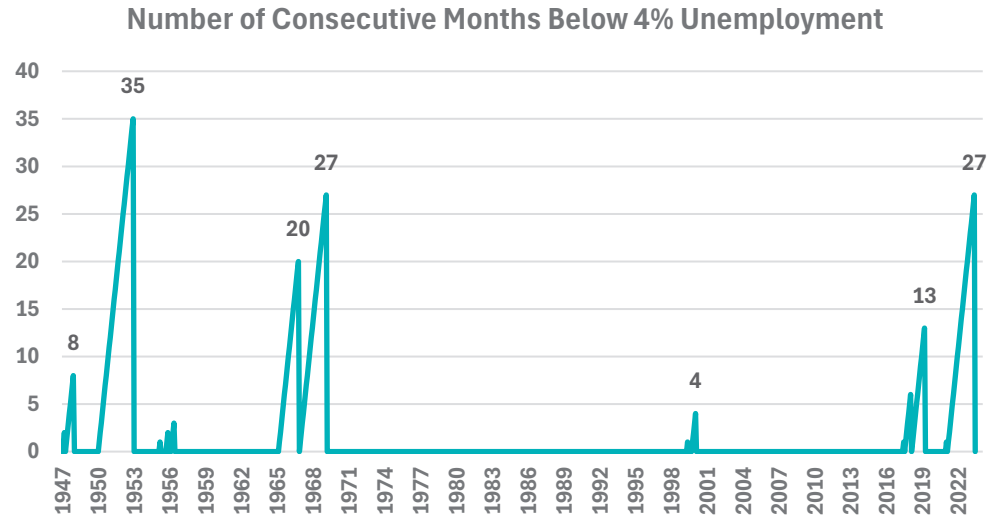
Expected Downshift in Economic Growth

- Economists surveyed by Bloomberg are expecting growth to slow in the coming quarters.
- Higher inflation and interest rates have put a crimp in consumer spending.



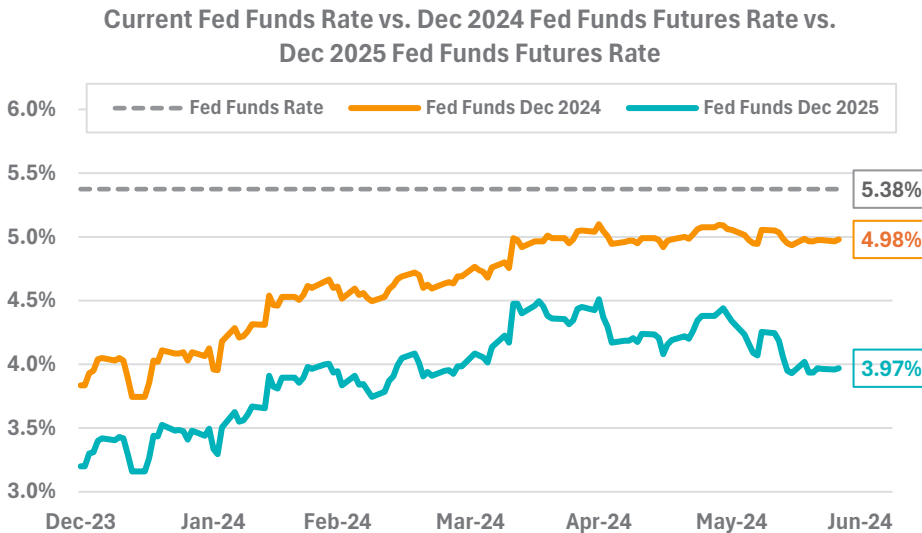
The Unemployment Rate Climbed Above 4%

- The U.S. just finished its second longest streak of having the unemployment rate below 4%.
- The Federal Reserve and most economists expect the unemployment rate to push higher with job growth slowing later this year.



SOURCE: BLOOMBERG, BUREAU OF LABOR STATISTICS

The Fed vs. The Market

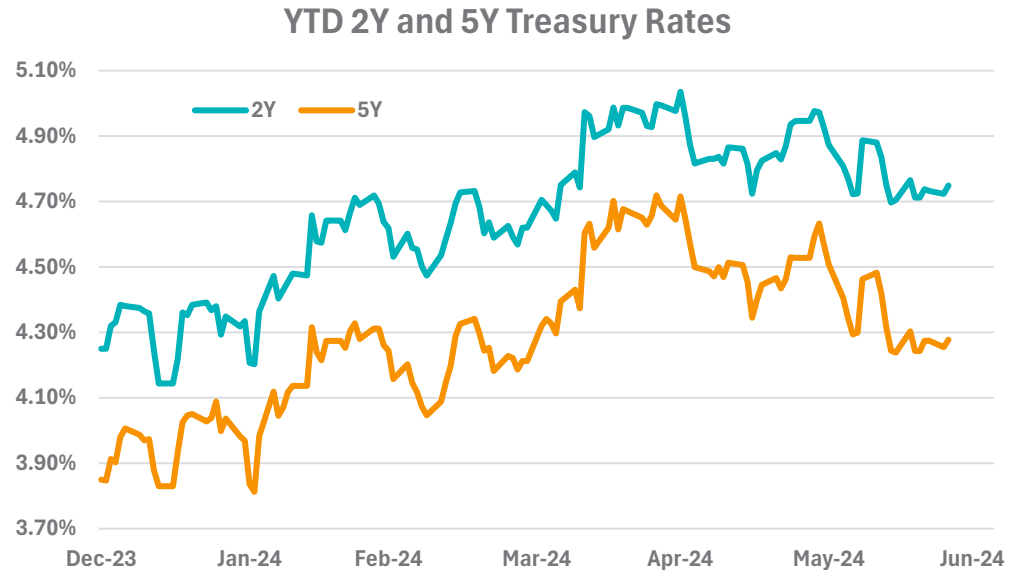


- The Federal Reserve is expecting one .25% cut this year to the Fed Funds Rate and four next year.
- The Fed Funds futures market is expecting two .25% cuts this year and four next year to push the Fed Funds rate down to 3.97% from its current rate of 5.38%

SOURCE: BLOOMBERG

Intermediate-Term Rates Higher In 2024

- Both the 2-year and 5-year U.S. Treasury rates had their cycle peaks last October at 5.22% and 4.96%, respectively.
- Intermediate-term U.S. Treasury rates have climbed higher this year as market participants realized inflation remains sticky and Fed will cut the Fed Funds rate fewer times than was anticipated at the start of 2024.



SOURCE: BLOOMBERG

Takeaways

- With intermediate-term interest rates near their highest levels since 2007, locking in those yields will most likely prove prudent.
- It will be interesting to observe Federal Reserve policy later this year as inflation probably remains above their target, with unemployment increasing.



Compliance Certification

The undersigned acknowledge they have reviewed this quarterly investment report for the period ending June 30, 2024. Officials designated as investment officers by this entity's Investment Policy attest that all investments comply with the Texas Public Funds Investment Act and this entity's Investment Policy.

Maria Chavero, Director of Finance for Utilities

Sonia Resendez, Assistant Finance Director

Isaac J Tawil, City Manager

Mark Vega, General Manager

Contents

| | |
|-------------------------------------|----|
| Portfolio Statistics | 7 |
| Quarterly Portfolio Summary | 8 |
| Quarterly Portfolio Summary By Fund | 9 |
| Portfolio Overview | 10 |
| Summary by Type | 11 |
| Position Statement | 13 |
| Cash Reconciliation Report | 19 |
| Transaction Statement | 23 |
| Amortization Schedule | 26 |
| Accrued Interest Schedule | 29 |
| Earnings by Fund | 33 |
| Projected Cashflows | 37 |
| Change in Value | 42 |



Portfolio Statistics

4.83

Weighted Average Yield to Maturity

0.38

Weighted Average Maturity (Years)

0.32

Portfolio Effective Duration (Years)

0.38

Weighted Average Life (Years)

AAA

Average Credit Rating

Portfolio Position

Par Value \$503,474,046

Principal Cost \$502,029,638

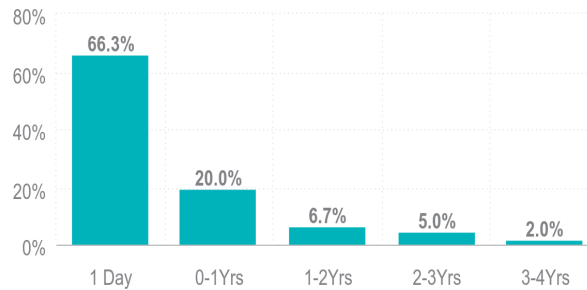
Book Value \$502,872,949

Market Value \$501,298,362

Unrealized Gain/Loss (\$1,574,587)

Accrued Interest \$894,632

Maturity Distribution



Sector Allocation



| | |
|---------------------------|--------|
| ● LGIP | 64.10% |
| ● U.S. Agencies | 22.72% |
| ● U.S. Treasuries | 3.04% |
| ● Certificate of Deposits | 3.01% |
| ● Commercial Paper | 2.92% |
| ● Bank Deposits | 2.21% |
| ● Negotiable CD's | 2.01% |

Quarterly Portfolio Summary

This quarterly report is prepared in compliance with the Investment Policy and the Strategy of this entity and the Public Funds Investment Act (Chapter 2256, Texas Government Code).

Portfolio as of March 31, 2024

| | |
|--|------------------|
| BEGINNING BOOK VALUE | \$520,090,916.41 |
| BEGINNING MARKET VALUE | \$517,919,171.11 |
| UNREALIZED GAIN/(LOSS) | (\$2,171,745.30) |
| WEIGHTED AVERAGE MATURITY (YEARS) | 0.24 |
| WEIGHTED AVERAGE YIELD | 4.61 |

Portfolio as of June 30, 2024

| | |
|--|------------------|
| ENDING BOOK VALUE | \$502,872,949.17 |
| ENDING MARKET VALUE | \$501,298,361.72 |
| INVESTMENT INCOME FOR THE PERIOD | \$6,118,611.15 |
| UNREALIZED GAIN/(LOSS) | (\$1,574,587.45) |
| CHANGE IN UNREALIZED GAIN/(LOSS) | \$597,157.85 |
| WEIGHTED AVERAGE MATURITY (YEARS) | 0.38 |
| WEIGHTED AVERAGE YIELD | 4.83 |

Quarterly Portfolio Summary By Fund

| PORTFOLIO MARKET VALUE BY FUND | 03/31/2024 | 06/30/2024 | CHANGE | INTEREST EARNED |
|---------------------------------------|-----------------------|-----------------------|-----------------------|------------------------|
| BOND CON, RESERVE & CONT FUNDS | 78,070,090.59 | 70,626,194.18 | -7,443,896.41 | 1,018,881.26 |
| CAPITAL IMPROVEMENT FUNDS | 184,835,575.95 | 181,395,190.38 | -3,440,385.57 | 2,207,196.34 |
| DEBT SERVICE FUNDS | 8,905,076.06 | 12,589,622.48 | 3,684,546.42 | 148,051.38 |
| GRANT FUNDS | 471,687.96 | 478,142.39 | 6,454.43 | 6,454.43 |
| OPERATING FUNDS | 231,302,922.27 | 222,034,865.43 | -9,268,056.84 | 2,570,996.69 |
| OTHER FUNDS | 14,333,818.28 | 14,174,346.86 | -159,471.42 | 167,031.05 |
| TOTAL | 517,919,171.11 | 501,298,361.72 | -16,620,809.40 | 6,118,611.15 |

Portfolio Overview

| SECURITY TYPE | PAR VALUE | MARKET VALUE | BOOK VALUE | % OF PORTFOLIO | DAYS TO MATURITY | YIELD |
|-----------------------------------|-----------------------|------------------------|-----------------------|----------------|------------------|-------------|
| Bank Deposits | 11,084,285.20 | 11,084,285.20 | 11,084,285.20 | 2.21% | 1 | 0.00 |
| LGIP | 321,327,539.17 | 321,327,539.17 | 321,327,539.17 | 64.10% | 1 | 5.46 |
| Commercial Paper | 15,000,000.00 | 14,641,205.57 | 14,641,205.56 | 2.92% | 163 | 5.45 |
| U.S. Treasuries | 15,365,000.00 | 15,214,774.96 | 15,231,816.40 | 3.04% | 70 | 4.92 |
| U.S. Agencies | 115,550,000.00 | 113,883,335.60 | 115,440,881.62 | 22.72% | 540 | 3.32 |
| Certificate of Deposits | 15,086,791.86 | 15,086,791.86 | 15,086,791.86 | 3.01% | 294 | 5.27 |
| Negotiable CD's | 10,060,429.36 | 10,060,429.36 | 10,060,429.36 | 2.01% | 69 | 5.50 |
| TOTAL | 503,474,045.59 | 501,298,361.72 | 502,872,949.17 | 100.00% | 140 | 4.83 |
| CASH AND ACCRUED INTEREST | | | | | | |
| Purchased Accrued Interest | | 32,152.78 | 32,152.78 | | | |
| TOTAL CASH AND INVESTMENTS | 503,474,045.59 | 501,330,514.50 | 502,905,101.95 | | 140 | 4.83 |
| TOTAL EARNINGS | | | | | | |
| | | CURRENT QUARTER | | | | |
| | | 6,118,611.15 | | | | |

Summary by Type

| SECURITY TYPE | # OF SECURITIES | PAR VALUE | BOOK VALUE | % OF PORTFOLIO | YIELD | DAYS TO FINAL MATURITY |
|---|-----------------|-----------------------|-----------------------|----------------|-------------|------------------------|
| BOND CON, RESERVE & CONT FUNDS | | | | | | |
| Bank Deposits | 1 | 288,552.19 | 288,552.19 | 0.06 | 0.00 | 1 |
| LGIP | 1 | 62,289,280.87 | 62,289,280.87 | 12.40 | 5.46 | 1 |
| Negotiable CD's | 4 | 8,048,361.12 | 8,048,361.12 | 1.61 | 5.50 | 57 |
| TOTAL | 6 | 70,626,194.18 | 70,626,194.18 | 14.09 | 5.44 | 7 |
| CAPITAL IMPROVEMENT FUNDS | | | | | | |
| Bank Deposits | 1 | 1,941,923.53 | 1,941,923.53 | 0.39 | 0.00 | 1 |
| LGIP | 1 | 108,441,021.06 | 108,441,021.06 | 21.59 | 5.46 | 1 |
| Commercial Paper | 5 | 9,500,000.00 | 9,292,984.17 | 1.85 | 5.46 | 149 |
| U.S. Treasuries | 2 | 13,755,500.00 | 13,634,053.73 | 2.71 | 5.03 | 70 |
| U.S. Agencies | 10 | 38,000,000.00 | 37,964,073.84 | 7.54 | 3.35 | 440 |
| Certificate of Deposits | 8 | 10,541,494.80 | 10,541,494.80 | 2.10 | 5.33 | 247 |
| TOTAL | 27 | 182,179,939.39 | 181,815,551.13 | 36.19 | 4.92 | 119 |
| DEBT SERVICE FUNDS | | | | | | |
| Bank Deposits | 1 | 144,073.60 | 144,073.60 | 0.03 | 0.00 | 1 |
| LGIP | 1 | 12,445,548.88 | 12,445,548.88 | 2.48 | 5.46 | 1 |
| TOTAL | 2 | 12,589,622.48 | 12,589,622.48 | 2.51 | 5.40 | 1 |
| GRANT FUNDS | | | | | | |
| LGIP | 1 | 478,142.39 | 478,142.39 | 0.10 | 5.46 | 1 |
| TOTAL | 1 | 478,142.39 | 478,142.39 | 0.10 | 5.46 | 1 |
| OPERATING FUNDS | | | | | | |
| Bank Deposits | 1 | 6,867,932.87 | 6,867,932.87 | 1.37 | 0.00 | 1 |
| LGIP | 1 | 125,341,002.12 | 125,341,002.12 | 24.96 | 5.46 | 1 |
| Commercial Paper | 3 | 5,500,000.00 | 5,348,221.39 | 1.06 | 5.44 | 189 |
| U.S. Treasuries | 1 | 1,609,500.00 | 1,597,762.67 | 0.32 | 3.99 | 77 |

Summary by Type

| SECURITY TYPE | # OF SECURITIES | PAR VALUE | BOOK VALUE | % OF PORTFOLIO | YIELD | DAYS TO FINAL MATURITY |
|-------------------------|-----------------|-----------------------|-----------------------|----------------|-------------|------------------------|
| U.S. Agencies | 13 | 77,550,000.00 | 77,476,807.78 | 15.31 | 3.31 | 590 |
| Certificate of Deposits | 4 | 6,557,365.30 | 6,557,365.30 | 1.31 | 5.23 | 317 |
| TOTAL | 23 | 223,425,800.29 | 223,189,092.13 | 44.29 | 4.53 | 218 |
| OTHER FUNDS | | | | | | |
| Bank Deposits | 1 | 1,841,803.01 | 1,841,803.01 | 0.37 | 0.00 | 1 |
| LGIP | 1 | 12,332,543.85 | 12,332,543.85 | 2.46 | 5.46 | 1 |
| TOTAL | 2 | 14,174,346.86 | 14,174,346.86 | 2.83 | 4.75 | 1 |
| GRAND TOTAL | 61 | 503,474,045.59 | 502,872,949.17 | 100.00 | 4.83 | 140 |



Position Statement

| CUSIP | DESCRIPTION | TRADE DATE SETTLE DATE | PAR VALUE | PRINCIPAL COST PURCHASED INTEREST | TOTAL COST | YIELD TO MATURITY | MATURITY DATE | DAYS TO MATURITY | MARKET PRICE MARKET VALUE | UNREALIZED GAIN/LOSS BOOK VALUE | % OF MV | MOODY'S S&P RATING |
|---|---------------------------------------|---------------------------|-----------------------|---|-----------------------|----------------------|------------------|---------------------|--------------------------------|---------------------------------------|--------------|--------------------------|
| BOND CON, RESERVE & CONT FUNDS | | | | | | | | | | | | |
| BANK DEPOSITS | | | | | | | | | | | | |
| 99996 | Plains Capital Bank Demand | 06/30/2024 06/30/2024 | 288,552.19 | 288,552.19 0.00 | 288,552.19 | 0.00 | | 1 | 1.00 288,552.19 | 0.00 288,552.19 | 0.06 | NA |
| BANK DEPOSITS TOTAL | | | 288,552.19 | 288,552.19 0.00 | 288,552.19 | 0.00 | | 1 | 1.00 288,552.19 | 0.00 288,552.19 | 0.06 | NA |
| LGIP | | | | | | | | | | | | |
| TEXPRIME | TexPool Prime | 06/30/2024 06/30/2024 | 62,289,280.87 | 62,289,280.87 0.00 | 62,289,280.87 | 5.46 | | 1 | 1.00 62,289,280.87 | 0.00 62,289,280.87 | 12.43 | AAA |
| LGIP TOTAL | | | 62,289,280.87 | 62,289,280.87 0.00 | 62,289,280.87 | 5.46 | | 1 | 1.00 62,289,280.87 | 0.00 62,289,280.87 | 12.43 | AAA |
| NEGOTIABLE CD'S | | | | | | | | | | | | |
| 172275982 | East West Bank | 05/22/2024 05/22/2024 | 7,548,361.12 | 7,548,361.12 0.00 | 7,548,361.12 | 5.50 | 08/20/2024 | 51 | 100.00 7,548,361.12 | 0.00 7,548,361.12 | 1.51 | NA NA |
| 172962585 | East West Bank | 05/22/2024 05/22/2024 | 500,000.00 | 500,000.00 0.00 | 500,000.00 | 5.49 | 11/20/2024 | 143 | 100.00 500,000.00 | 0.00 500,000.00 | 0.10 | NA NA |
| NEGOTIABLE CD'S TOTAL | | | 8,048,361.12 | 8,048,361.12 0.00 | 8,048,361.12 | 5.50 | | 57 | 100.00 8,048,361.12 | 0.00 8,048,361.12 | 1.61 | NA |
| BOND CON, RESERVE & CONT FUNDS TOTAL | | | 70,626,194.18 | 70,626,194.18 0.00 | 70,626,194.18 | 5.44 | | 7 | 70,626,194.18 | 0.00 70,626,194.18 | 14.09 | AAA |
| CAPITAL IMPROVEMENT FUNDS | | | | | | | | | | | | |
| BANK DEPOSITS | | | | | | | | | | | | |
| 99996 | Plains Capital Bank Demand | 06/30/2024 06/30/2024 | 1,941,923.53 | 1,941,923.53 0.00 | 1,941,923.53 | 0.00 | | 1 | 1.00 1,941,923.53 | 0.00 1,941,923.53 | 0.39 | NA |
| BANK DEPOSITS TOTAL | | | 1,941,923.53 | 1,941,923.53 0.00 | 1,941,923.53 | 0.00 | | 1 | 1.00 1,941,923.53 | 0.00 1,941,923.53 | 0.39 | NA |
| LGIP | | | | | | | | | | | | |
| TEXPRIME | TexPool Prime | 06/30/2024 06/30/2024 | 108,441,021.06 | 108,441,021.06 0.00 | 108,441,021.06 | 5.46 | | 1 | 1.00 108,441,021.06 | 0.00 108,441,021.06 | 21.63 | AAA |
| LGIP TOTAL | | | 108,441,021.06 | 108,441,021.06 0.00 | 108,441,021.06 | 5.46 | | 1 | 1.00 108,441,021.06 | 0.00 108,441,021.06 | 21.63 | AAA |
| COMMERCIAL PAPER | | | | | | | | | | | | |
| 62479LKM6 | MUFG Bank, Ltd. - New York Branch 0.0 | 05/21/2024 05/21/2024 | 4,000,000.00 | 3,909,390.00 0.00 | 3,909,390.00 | 5.46 | 10/21/2024 | 113 | 98.34 3,933,671.11 | 0.00 3,933,671.11 | 0.78 | P-1 A-1 |



Position Statement

| CUSIP | DESCRIPTION | TRADE DATE SETTLE DATE | PAR VALUE | PRINCIPAL COST PURCHASED INTEREST | TOTAL COST | YIELD TO MATURITY | MATURITY DATE | DAYS TO MATURITY | MARKET PRICE MARKET VALUE | UNREALIZED GAIN/LOSS BOOK VALUE | % OF MV | MOODY'S S&P RATING |
|-------------------------------------|---|---------------------------|----------------------|---|----------------------|----------------------|------------------|---------------------|--------------------------------|---------------------------------------|-------------|--------------------------|
| 62479LKM6 | MUFG Bank, Ltd. - New York Branch 0.0 10/21/2024 | 05/21/2024 05/21/2024 | 500,000.00 | 488,673.75 0.00 | 488,673.75 | 5.46 | 10/21/2024 | 113 | 98.34 491,708.89 | 0.00 491,708.89 | 0.10 | P-1 A-1 |
| 22533TML7 | Credit Agricole Corporate And Investment Bank, New 0.0 12/20/2024 | 05/21/2024 05/21/2024 | 500,000.00 | 484,291.25 0.00 | 484,291.25 | 5.47 | 12/20/2024 | 173 | 97.46 487,315.00 | 0.00 487,315.00 | 0.10 | P-1 A-1 |
| 22533TML7 | Credit Agricole Corporate And Investment Bank, New 0.0 12/20/2024 | 05/21/2024 05/21/2024 | 3,250,000.00 | 3,147,893.13 0.00 | 3,147,893.13 | 5.47 | 12/20/2024 | 173 | 97.46 3,167,547.50 | 0.00 3,167,547.50 | 0.63 | P-1 A-1 |
| 62479LNM3 | MUFG BANK NY 01/21/25 | 05/21/2024 05/21/2024 | 1,250,000.00 | 1,205,253.47 0.00 | 1,205,253.47 | 5.43 | 01/21/2025 | 205 | 97.02 1,212,741.67 | 0.00 1,212,741.66 | 0.24 | P-1 A-1 |
| COMMERCIAL PA- PER TOTAL | | | 9,500,000.00 | 9,235,501.60 0.00 | 9,235,501.60 | 5.46 | | 149 | 97.82 9,292,984.17 | 0.00 9,292,984.17 | 1.85 | A-1 |
| U.S. TREASURIES | | | | | | | | | | | | |
| 912797GL5 | US TREASURY BILL 09/05/24 | 09/19/2023 09/19/2023 | 10,000,000.00 | 9,498,351.11 0.00 | 9,498,351.11 | 5.42 | 09/05/2024 | 67 | 99.04 9,904,472.80 | (1,468.03) 9,905,940.83 | 1.98 | P-1 A-1+ |
| 91282CCX7 | US TREASURY 0.375 09/15/24 | 09/21/2022 09/23/2022 | 3,755,500.00 | 3,494,962.19 0.00 | 3,494,962.19 | 3.99 | 09/15/2024 | 77 | 98.98 3,717,211.51 | (10,901.39) 3,728,112.90 | 0.74 | Aaa AA+ |
| U.S. TREASURIES TOTAL | | | 13,755,500.00 | 12,993,313.30 0.00 | 12,993,313.30 | 5.03 | | 70 | 99.03 13,621,684.31 | (12,369.42) 13,634,053.73 | 2.72 | AAA |
| U.S. AGENCIES | | | | | | | | | | | | |
| 3130AMZ88 | FEDERAL HOME LOAN BANKS 0.52 07/12/2024 | 06/21/2021 07/12/2021 | 4,000,000.00 | 4,000,000.00 0.00 | 4,000,000.00 | 0.52 | 07/12/2024 | 12 | 99.86 3,994,200.00 | (5,800.00) 4,000,000.00 | 0.80 | Aaa AA+ |
| 3130ARJ69 | FEDERAL HOME LOAN BANKS 2.5 07/22/2024 | 03/24/2022 04/22/2022 | 500,000.00 | 500,000.00 0.00 | 500,000.00 | 2.50 | 07/22/2024 | 22 | 99.84 499,205.00 | (795.00) 500,000.00 | 0.10 | Aaa AA+ |
| 3130ANTJ9 | FHLBANKS 0.510 09/16/24 '24 | 08/20/2021 09/16/2021 | 4,500,000.00 | 4,500,000.00 0.00 | 4,500,000.00 | 0.51 | 09/16/2024 | 78 | 98.92 4,451,355.00 | (48,645.00) 4,500,000.00 | 0.89 | Aaa AA+ |
| 3130AXAF5 | FHLBANKS 5.375 09/18/24 | 09/18/2023 09/18/2023 | 4,500,000.00 | 4,496,121.00 0.00 | 4,496,121.00 | 5.46 | 09/18/2024 | 80 | 99.94 4,497,435.00 | (1,726.82) 4,499,161.82 | 0.90 | Aaa AA+ |
| 3130AQSND | FHLBANKS 1.625 02/25/25 '24 | 02/01/2022 02/25/2022 | 3,500,000.00 | 3,500,000.00 0.00 | 3,500,000.00 | 1.62 | 02/25/2025 | 240 | 97.46 3,410,925.00 | (89,075.00) 3,500,000.00 | 0.68 | Aaa AA+ |
| 3133EPVY8 | FED FARM CR BNKS 5.000 09/15/25 | 09/19/2023 09/19/2023 | 4,500,000.00 | 4,491,535.50 0.00 | 4,491,535.50 | 5.10 | 09/15/2025 | 442 | 99.87 4,494,015.00 | (846.85) 4,494,861.85 | 0.90 | Aaa AA+ |
| 3130AQRX3 | FHLBANKS 1.750 02/18/26 '24 | 02/01/2022 02/18/2022 | 5,000,000.00 | 5,000,000.00 0.00 | 5,000,000.00 | 1.75 | 02/18/2026 | 598 | 94.73 4,736,250.00 | (263,750.00) 5,000,000.00 | 0.94 | Aaa AA+ |
| 3133ERDZ1 | FED FARM CR BNKS 4.750 05/08/26 | 05/21/2024 05/21/2024 | 2,750,000.00 | 2,743,726.98 4,717.01 | 2,748,443.99 | 4.87 | 05/08/2026 | 677 | 99.84 2,745,710.00 | 1,624.31 2,744,085.69 | 0.55 | Aaa AA+ |
| 3130AXAP3 | FHLBANKS 5.750 09/21/26 '24 | 09/21/2023 09/21/2023 | 4,000,000.00 | 3,999,000.00 0.00 | 3,999,000.00 | 5.76 | 09/21/2026 | 813 | 99.79 3,991,760.00 | (7,498.74) 3,999,258.74 | 0.80 | Aaa AA+ |
| 3133ERFJ5 | FED FARM CR BNKS 4.500 05/20/27 | 05/21/2024 05/21/2024 | 4,750,000.00 | 4,725,798.75 0.00 | 4,725,798.75 | 4.68 | 05/20/2027 | 1,054 | 99.69 4,735,227.50 | 8,521.76 4,726,705.74 | 0.94 | Aaa AA+ |
| U.S. AGENCIES TOTAL | | | 38,000,000.00 | 37,956,182.23 4,717.01 | 37,960,899.24 | 3.34 | | 439 | 98.86 37,556,082.50 | (407,991.34) 37,964,073.84 | 7.49 | AA+ |
| CERTIFICATE OF DEPOSITS | | | | | | | | | | | | |



Position Statement

| CUSIP | DESCRIPTION | TRADE DATE SETTLE DATE | PAR VALUE | PRINCIPAL COST PURCHASED INTEREST | TOTAL COST | YIELD TO MATURITY | MATURITY DATE | DAYS TO MATURITY | MARKET PRICE MARKET VALUE | UNREALIZED GAIN/LOSS BOOK VALUE | % OF MV | MOODY'S S&P RATING |
|--|------------------------------------|---------------------------|-----------------------|--|-----------------------|----------------------|------------------|---------------------|---------------------------------------|--|--------------|--------------------------|
| 172275982 | East West Bank 5.5% 08/20/2024 | 05/22/2024 05/22/2024 | 500,000.00 | 500,000.00 0.00 | 500,000.00 | 5.50 | 08/20/2024 | 51 | 100.00 500,000.00 | 0.00 500,000.00 | 0.10 | NA |
| 172962585 | East West Bank 5.49% 11/20/2024 | 05/22/2024 05/22/2024 | 1,512,068.24 | 1,512,068.24 0.00 | 1,512,068.24 | 5.49 | 11/20/2024 | 143 | 100.00 1,512,068.24 | 0.00 1,512,068.24 | 0.30 | NA |
| 172112681 | East West Bank 5.36% 02/20/2025 | 05/22/2024 05/22/2024 | 4,529,426.56 | 4,529,426.56 0.00 | 4,529,426.56 | 5.36 | 02/20/2025 | 235 | 100.00 4,529,426.56 | 0.00 4,529,426.56 | 0.90 | NA |
| 172059893 | East West Bank 5.22% 05/20/2025 | 05/22/2024 05/22/2024 | 4,000,000.00 | 4,000,000.00 0.00 | 4,000,000.00 | 5.22 | 05/20/2025 | 324 | 100.00 4,000,000.00 | 0.00 4,000,000.00 | 0.80 | NA |
| CERTIFICATE OF DEPOSITS TOTAL | | | 10,541,494.80 | 10,541,494.80 0.00 | 10,541,494.80 | 5.33 | | 247 | 100.00 10,541,494.80 | 0.00 10,541,494.80 | 2.10 | NA |
| CAPITAL IMPROVEMENT FUNDS TOTAL | | | 182,179,939.39 | 181,109,436.52 4,717.01 | 181,114,153.53 | 4.92 | | 119 | 181,395,190.38 | (420,360.75) 181,815,551.13 | 36.19 | AA+ |

| DEBT SERVICE FUNDS | | | | | | | | | | | | |
|---------------------------------|-------------------------------|--------------------------|----------------------|-------------------------------------|----------------------|-------------|--|----------|-------------------------------------|-------------------------------------|-------------|------------|
| BANK DEPOSITS | | | | | | | | | | | | |
| 99996 | Plains Capital Bank Demand | 06/30/2024 06/30/2024 | 144,073.60 | 144,073.60 0.00 | 144,073.60 | 0.00 | | 1 | 1.00 144,073.60 | 0.00 144,073.60 | 0.03 | NA |
| BANK DEPOSITS TOTAL | | | 144,073.60 | 144,073.60 0.00 | 144,073.60 | 0.00 | | 1 | 1.00 144,073.60 | 0.00 144,073.60 | 0.03 | NA |
| LGIP | | | | | | | | | | | | |
| TEXPRIME | TexPool Prime | 06/30/2024 06/30/2024 | 12,445,548.88 | 12,445,548.88 0.00 | 12,445,548.88 | 5.46 | | 1 | 1.00 12,445,548.88 | 0.00 12,445,548.88 | 2.48 | AAA |
| LGIP TOTAL | | | 12,445,548.88 | 12,445,548.88 0.00 | 12,445,548.88 | 5.46 | | 1 | 1.00 12,445,548.88 | 0.00 12,445,548.88 | 2.48 | AAA |
| DEBT SERVICE FUNDS TOTAL | | | 12,589,622.48 | 12,589,622.48 0.00 | 12,589,622.48 | 5.40 | | 1 | 12,589,622.48 | 0.00 12,589,622.48 | 2.51 | AAA |

| GRANT FUNDS | | | | | | | | | | | | |
|--------------------------|---------------|--------------------------|-------------------|----------------------------------|-------------------|-------------|--|----------|----------------------------------|----------------------------------|-------------|------------|
| LGIP | | | | | | | | | | | | |
| TEXPRIME | TexPool Prime | 06/30/2024 06/30/2024 | 478,142.39 | 478,142.39 0.00 | 478,142.39 | 5.46 | | 1 | 1.00 478,142.39 | 0.00 478,142.39 | 0.10 | AAA |
| LGIP TOTAL | | | 478,142.39 | 478,142.39 0.00 | 478,142.39 | 5.46 | | 1 | 1.00 478,142.39 | 0.00 478,142.39 | 0.10 | AAA |
| GRANT FUNDS TOTAL | | | 478,142.39 | 478,142.39 0.00 | 478,142.39 | 5.46 | | 1 | 478,142.39 | 0.00 478,142.39 | 0.10 | AAA |



Position Statement

| CUSIP | DESCRIPTION | TRADE DATE SETTLE DATE | PAR VALUE | PRINCIPAL COST PURCHASED INTEREST | TOTAL COST | YIELD TO MATURITY | MATURITY DATE | DAYS TO MATURITY | MARKET PRICE MARKET VALUE | UNREALIZED GAIN/LOSS BOOK VALUE | % OF MV | MOODY'S S&P RATING |
|-------------------------------------|---|---------------------------|-----------------------|---|-----------------------|----------------------|------------------|---------------------|--------------------------------|---------------------------------------|--------------|--------------------------|
| OPERATING FUNDS | | | | | | | | | | | | |
| BANK DEPOSITS | | | | | | | | | | | | |
| 99996 | Plains Capital Bank Demand | 06/30/2024 06/30/2024 | 6,867,932.87 | 6,867,932.87 0.00 | 6,867,932.87 | 0.00 | | 1 | 1.00 6,867,932.87 | 0.00 6,867,932.87 | 1.37 | NA |
| BANK DEPOSITS TOTAL | | | 6,867,932.87 | 6,867,932.87 0.00 | 6,867,932.87 | 0.00 | | 1 | 1.00 6,867,932.87 | 0.00 6,867,932.87 | 1.37 | NA |
| LGIP | | | | | | | | | | | | |
| TEXPRIME | TexPool Prime | 06/30/2024 06/30/2024 | 125,341,002.12 | 125,341,002.12 0.00 | 125,341,002.12 | 5.46 | | 1 | 1.00 125,341,002.12 | 0.00 125,341,002.12 | 25.00 | AAA |
| LGIP TOTAL | | | 125,341,002.12 | 125,341,002.12 0.00 | 125,341,002.12 | 5.46 | | 1 | 1.00 125,341,002.12 | 0.00 125,341,002.12 | 25.00 | AAA |
| COMMERCIAL PAPER | | | | | | | | | | | | |
| 62479LKM6 | MUFG Bank, Ltd. - New York Branch 0.0 10/21/2024 | 05/21/2024 05/21/2024 | 500,000.00 | 488,673.75 0.00 | 488,673.75 | 5.46 | 10/21/2024 | 113 | 98.34 491,708.89 | 0.00 491,708.89 | 0.10 | P-1 A-1 |
| 22533TML7 | Credit Agricole Corporate And Investment Bank, New 0.0 12/20/2024 | 05/21/2024 05/21/2024 | 1,250,000.00 | 1,210,728.12 0.00 | 1,210,728.12 | 5.47 | 12/20/2024 | 173 | 97.46 1,218,287.50 | 0.01 1,218,287.50 | 0.24 | P-1 A-1 |
| 62479LNM3 | MUFG BANK NY 01/21/25 | 05/21/2024 05/21/2024 | 3,750,000.00 | 3,615,760.42 0.00 | 3,615,760.42 | 5.43 | 01/21/2025 | 205 | 97.02 3,638,225.00 | 0.00 3,638,225.00 | 0.73 | P-1 A-1 |
| COMMERCIAL PA- PER TOTAL | | | 5,500,000.00 | 5,315,162.29 0.00 | 5,315,162.29 | 5.44 | | 189 | 97.24 5,348,221.39 | 0.01 5,348,221.39 | 1.07 | A-1 |
| U.S. TREASURIES | | | | | | | | | | | | |
| 91282CCX7 | UNITED STATES TREA- SURY 0.375 09/15/2024 | 09/21/2022 09/23/2022 | 1,609,500.00 | 1,497,840.94 0.00 | 1,497,840.94 | 3.99 | 09/15/2024 | 77 | 98.98 1,593,090.65 | (4,672.02) 1,597,762.67 | 0.32 | Aaa AA+ |
| U.S. TREASURIES TOTAL | | | 1,609,500.00 | 1,497,840.94 0.00 | 1,497,840.94 | 3.99 | | 77 | 98.98 1,593,090.65 | (4,672.02) 1,597,762.67 | 0.32 | AA+ |
| U.S. AGENCIES | | | | | | | | | | | | |
| 3130AMZ88 | FEDERAL HOME LOAN BANKS 0.52 07/12/2024 | 06/21/2021 07/12/2021 | 6,000,000.00 | 6,000,000.00 0.00 | 6,000,000.00 | 0.52 | 07/12/2024 | 12 | 99.86 5,991,300.00 | (8,700.00) 6,000,000.00 | 1.20 | Aaa AA+ |
| 3130ARJ69 | FEDERAL HOME LOAN BANKS 2.5 07/22/2024 | 03/24/2022 04/22/2022 | 9,500,000.00 | 9,500,000.00 0.00 | 9,500,000.00 | 2.50 | 07/22/2024 | 22 | 99.84 9,484,895.00 | (15,105.00) 9,500,000.00 | 1.89 | Aaa AA+ |
| 3130ANTJ9 | FEDERAL HOME LOAN BANKS 0.51 09/16/2024 | 08/20/2021 09/16/2021 | 5,500,000.00 | 5,500,000.00 0.00 | 5,500,000.00 | 0.51 | 09/16/2024 | 78 | 98.92 5,440,545.00 | (59,455.00) 5,500,000.00 | 1.09 | Aaa AA+ |
| 3130AXAF5 | FEDERAL HOME LOAN BANKS 5.375 09/18/2024 | 09/18/2023 09/18/2023 | 500,000.00 | 499,569.00 0.00 | 499,569.00 | 5.46 | 09/18/2024 | 80 | 99.94 499,715.00 | (191.87) 499,906.87 | 0.10 | Aaa AA+ |
| 3130AQSNA | FHLBANKS 1.625 02/25/25 '24 | 02/01/2022 02/25/2022 | 1,500,000.00 | 1,500,000.00 0.00 | 1,500,000.00 | 1.62 | 02/25/2025 | 240 | 97.46 1,461,825.00 | (38,175.00) 1,500,000.00 | 0.29 | Aaa AA+ |
| 3130ARVV0 | FHLBANKS 3.500 05/19/25 '24 | 04/25/2022 05/19/2022 | 5,550,000.00 | 5,550,000.00 0.00 | 5,550,000.00 | 3.50 | 05/19/2025 | 323 | 98.37 5,459,424.00 | (90,576.00) 5,550,000.00 | 1.09 | Aaa AA+ |



Position Statement

| CUSIP | DESCRIPTION | TRADE DATE SETTLE DATE | PAR VALUE | PRINCIPAL COST PURCHASED INTEREST | TOTAL COST | YIELD TO MATURITY | MATURITY DATE | DAYS TO MATURITY | MARKET PRICE MARKET VALUE | UNREALIZED GAIN/LOSS BOOK VALUE | % OF MV | MOODY'S S&P RATING |
|--|------------------------------------|---------------------------|-----------------------|---|-----------------------|----------------------|------------------|---------------------|--------------------------------|--|--------------|--------------------------|
| 3133EPVY8 | FED FARM CR BNKS 5.000 09/15/25 | 09/19/2023 09/19/2023 | 500,000.00 | 499,059.50 0.00 | 499,059.50 | 5.10 | 09/15/2025 | 442 | 99.87 499,335.00 | (94.09) 499,429.09 | 0.10 | Aaa AA+ |
| 3130AQRX3 | FHLBANKS 1.750 02/18/26 '24 | 02/01/2022 02/18/2022 | 5,000,000.00 | 5,000,000.00 0.00 | 5,000,000.00 | 1.75 | 02/18/2026 | 598 | 94.73 4,736,250.00 | (263,750.00) 5,000,000.00 | 0.94 | Aaa AA+ |
| 3130AQWU3 | FHLBANKS 2.000 02/27/26 '24 | 02/09/2022 02/28/2022 | 10,000,000.00 | 10,000,000.00 0.00 | 10,000,000.00 | 2.00 | 02/27/2026 | 607 | 93.07 9,307,461.60 | (692,538.40) 10,000,000.00 | 1.86 | Aaa AA+ |
| 3133ERDZ1 | FED FARM CR BNKS 4.750 05/08/26 | 05/21/2024 05/21/2024 | 7,250,000.00 | 7,233,462.03 12,435.77 | 7,245,897.80 | 4.87 | 05/08/2026 | 677 | 99.84 7,238,690.00 | 4,282.28 7,234,407.72 | 1.44 | Aaa AA+ |
| 3130AXAP3 | FHLBANKS 5.750 09/21/26 CALD | 09/21/2023 09/21/2023 | 11,000,000.00 | 10,997,250.00 0.00 | 10,997,250.00 | 5.76 | 09/21/2026 | 813 | 99.79 10,977,340.00 | (20,621.53) 10,997,961.53 | 2.19 | Aaa AA+ |
| 3133ERFJ5 | FED FARM CR BNKS 4.500 05/20/27 | 05/21/2024 05/21/2024 | 5,250,000.00 | 5,223,251.25 0.00 | 5,223,251.25 | 4.68 | 05/20/2027 | 1,054 | 99.69 5,233,672.50 | 9,418.78 5,224,253.72 | 1.04 | Aaa AA+ |
| 3133EREB3 | FED FARM CR BNKS 4.500 05/09/28 | 05/21/2024 05/21/2024 | 10,000,000.00 | 9,970,000.00 15,000.00 | 9,985,000.00 | 4.58 | 05/09/2028 | 1,409 | 99.97 9,996,800.00 | 25,951.14 9,970,848.86 | 1.99 | Aaa AA+ |
| U.S. AGENCIES TOTAL | | | 77,550,000.00 | 77,472,591.78 27,435.77 | 77,500,027.55 | 3.30 | | 589 | 98.48 76,327,253.10 | (1,149,554.68) 77,476,807.78 | 15.23 | AA+ |
| CERTIFICATE OF DEPOSITS | | | | | | | | | | | | |
| 172112681 | East West Bank 5.36% 02/20/2025 | 05/22/2024 05/22/2024 | 500,000.00 | 500,000.00 0.00 | 500,000.00 | 5.36 | 02/20/2025 | 235 | 100.00 500,000.00 | 0.00 500,000.00 | 0.10 | NA |
| 172059893 | East West Bank 5.22% 05/20/2025 | 05/22/2024 05/22/2024 | 6,057,365.30 | 6,057,365.30 0.00 | 6,057,365.30 | 5.22 | 05/20/2025 | 324 | 100.00 6,057,365.30 | 0.00 6,057,365.30 | 1.21 | NA |
| CERTIFICATE OF DEPOSITS TOTAL | | | 6,557,365.30 | 6,557,365.30 0.00 | 6,557,365.30 | 5.23 | | 317 | 100.00 6,557,365.30 | 0.00 6,557,365.30 | 1.31 | NA |
| OPERATING FUNDS TOTAL | | | 223,425,800.29 | 223,051,895.30 27,435.77 | 223,079,331.07 | 4.53 | | 218 | 222,034,865.43 | (1,154,226.70) 223,189,092.13 | 44.29 | AA+ |

| OTHER FUNDS | | | | | | | | | | | | |
|--------------------------------|-------------------------------|--------------------------|----------------------|-------------------------------|----------------------|-------------|--|----------|-------------------------------|-------------------------------|-------------|------------|
| BANK DEPOSITS | | | | | | | | | | | | |
| 99996 | Plains Capital Bank Demand | 06/30/2024 06/30/2024 | 1,841,803.01 | 1,841,803.01 0.00 | 1,841,803.01 | 0.00 | | 1 | 1.00 1,841,803.01 | 0.00 1,841,803.01 | 0.37 | NA |
| BANK DEPOSITS TOTAL | | | 1,841,803.01 | 1,841,803.01 0.00 | 1,841,803.01 | 0.00 | | 1 | 1.00 1,841,803.01 | 0.00 1,841,803.01 | 0.37 | NA |
| LGIP | | | | | | | | | | | | |
| TEXPRIME | TexPool Prime | 06/30/2024 06/30/2024 | 12,332,543.85 | 12,332,543.85 0.00 | 12,332,543.85 | 5.46 | | 1 | 1.00 12,332,543.85 | 0.00 12,332,543.85 | 2.46 | AAA |
| LGIP TOTAL | | | 12,332,543.85 | 12,332,543.85 0.00 | 12,332,543.85 | 5.46 | | 1 | 1.00 12,332,543.85 | 0.00 12,332,543.85 | 2.46 | AAA |
| OTHER FUNDS TOTAL | | | 14,174,346.86 | 14,174,346.86 0.00 | 14,174,346.86 | 4.75 | | 1 | 14,174,346.86 | 0.00 14,174,346.86 | 2.83 | AAA |



Position Statement

| CUSIP | DESCRIPTION | TRADE DATE SETTLE DATE | PAR VALUE | PRINCIPAL COST PURCHASED INTEREST | TOTAL COST | YIELD TO MATURITY | MATURITY DATE | DAYS TO MATURITY | MARKET PRICE MARKET VALUE | UNREALIZED GAIN/LOSS BOOK VALUE | % OF MV | MOODY'S S&P RATING |
|--------------------|-------------|---------------------------|----------------|---|----------------|----------------------|------------------|---------------------|------------------------------|---------------------------------------|------------|--------------------------|
| GRAND TOTAL | | | 503,474,045.59 | 502,029,637.73 32,152.78 | 502,061,790.51 | 4.83 | | 140 | 501,298,361.72 | (1,574,587.45) 502,872,949.17 | 100.00 | AAA |

Cash Reconciliation Report

| BOND CON, RESERVE & CONT FUNDS | | | | | | |
|--------------------------------|------------|---|-----------------------|----------------|-----------------------|----------------------|
| POST DATE | IDENTIFIER | DESCRIPTION | PAR VALUE | FINAL MATURITY | PRINCIPAL | AMOUNT |
| BUY | | | | | | |
| 05/22/2024 | 172962585 | East West Bank | 500,000.00 | 11/20/2024 | 500,000.00 | -500,000.00 |
| 05/22/2024 | 172275982 | East West Bank | 7,500,000.00 | 08/20/2024 | 7,500,000.00 | -7,500,000.00 |
| 05/23/2024 | 172275982 | East West Bank | 12,062.97 | 08/20/2024 | 12,062.97 | -12,062.97 |
| 06/20/2024 | 172275982 | East West Bank | 36,298.15 | 08/20/2024 | 36,298.15 | -36,298.15 |
| BUY TOTAL | | | 8,048,361.12 | | 8,048,361.12 | -8,048,361.12 |
| POST DATE | IDENTIFIER | DESCRIPTION | PAR VALUE | FINAL MATURITY | PRINCIPAL | AMOUNT |
| COUPON | | | | | | |
| 05/23/2024 | 172275982 | East West Bank | 0.00 | 08/20/2024 | 0.00 | 12,062.97 |
| 06/20/2024 | 172275982 | East West Bank | 0.00 | 08/20/2024 | 0.00 | 36,298.15 |
| COUPON TOTAL | | | 0.00 | | 0.00 | 48,361.12 |
| POST DATE | IDENTIFIER | DESCRIPTION | PAR VALUE | FINAL MATURITY | PRINCIPAL | AMOUNT |
| MATURITY | | | | | | |
| 06/13/2024 | 912797FS1 | UNITED STATES TREASURY 0.0 06/13/2024 | -10,000,000.00 | 06/13/2024 | -10,000,000.00 | 10,000,000.00 |
| MATURITY TOTAL | | | -10,000,000.00 | | -10,000,000.00 | 10,000,000.00 |
| CAPITAL IMPROVEMENT FUNDS | | | | | | |
| POST DATE | IDENTIFIER | DESCRIPTION | PAR VALUE | FINAL MATURITY | PRINCIPAL | AMOUNT |
| BUY | | | | | | |
| 05/21/2024 | 22533TML7 | Credit Agricole Corporate And Investment Bank, New 0.0 12/20/2024 | 3,250,000.00 | 12/20/2024 | 3,147,893.13 | -3,147,893.13 |
| 05/21/2024 | 22533TML7 | Credit Agricole Corporate And Investment Bank, New 0.0 12/20/2024 | 500,000.00 | 12/20/2024 | 484,291.25 | -484,291.25 |
| 05/21/2024 | 62479LKM6 | MUFG Bank, Ltd. - New York Branch 0.0 10/21/2024 | 4,000,000.00 | 10/21/2024 | 3,909,390.00 | -3,909,390.00 |
| 05/21/2024 | 62479LNM3 | MUFG BANK NY 01/21/25 | 1,250,000.00 | 01/21/2025 | 1,205,253.47 | -1,205,253.47 |
| 05/21/2024 | 3133ERFJ5 | FED FARM CR BNKS 4.500 05/20/27 | 4,750,000.00 | 05/20/2027 | 4,725,798.75 | -4,725,798.75 |
| 05/21/2024 | 62479LKM6 | MUFG Bank, Ltd. - New York Branch 0.0 10/21/2024 | 500,000.00 | 10/21/2024 | 488,673.75 | -488,673.75 |
| 05/21/2024 | 3133ERDZ1 | FED FARM CR BNKS 4.750 05/08/26 | 2,750,000.00 | 05/08/2026 | 2,743,726.98 | -2,748,443.99 |
| 05/22/2024 | 172059893 | East West Bank | 4,000,000.00 | 05/20/2025 | 4,000,000.00 | -4,000,000.00 |
| 05/22/2024 | 172962585 | East West Bank | 1,500,000.00 | 11/20/2024 | 1,500,000.00 | -1,500,000.00 |

Cash Reconciliation Report

| | | | | | | |
|-----------------------|-------------------|--|-----------------------|-----------------------|-----------------------|-----------------------|
| 05/22/2024 | 172112681 | East West Bank | 4,500,000.00 | 02/20/2025 | 4,500,000.00 | -4,500,000.00 |
| 05/22/2024 | 172275982 | East West Bank | 500,000.00 | 08/20/2024 | 500,000.00 | -500,000.00 |
| 05/23/2024 | 172962585 | East West Bank | 3,010.26 | 11/20/2024 | 3,010.26 | -3,010.26 |
| 05/23/2024 | 172112681 | East West Bank | 7,340.46 | 02/20/2025 | 7,340.46 | -7,340.46 |
| 06/20/2024 | 172112681 | East West Bank | 22,086.10 | 02/20/2025 | 22,086.10 | -22,086.10 |
| 06/20/2024 | 172962585 | East West Bank | 9,057.98 | 11/20/2024 | 9,057.98 | -9,057.98 |
| BUY TOTAL | | | 27,541,494.80 | | 27,246,522.13 | -27,251,239.14 |
| POST DATE | IDENTIFIER | DESCRIPTION | PAR VALUE | FINAL MATURITY | PRINCIPAL | AMOUNT |
| COUPON | | | | | | |
| 04/18/2024 | 3133ENUS7 | FEDERAL FARM CREDIT BANKS FUNDING CORP 2.58 04/18/2024 | 0.00 | 04/18/2024 | 0.00 | 103,200.00 |
| 04/22/2024 | 3130AXAV0 | FHLBANKS 5.630 08/13/25 CALD | 0.00 | 08/13/2025 | 0.00 | 9,383.33 |
| 04/22/2024 | 3130ARJ69 | FEDERAL HOME LOAN BANKS 2.5 07/22/2024 | 0.00 | 07/22/2024 | 0.00 | 6,250.00 |
| 04/22/2024 | 3130ARJ44 | FEDERAL HOME LOAN BANKS 2.4 04/22/2024 | 0.00 | 04/22/2024 | 0.00 | 6,000.00 |
| 04/23/2024 | 3130AMQQ8 | FEDERAL HOME LOAN BANKS 0.35 04/23/2024 | 0.00 | 04/23/2024 | 0.00 | 4,666.67 |
| 05/23/2024 | 172962585 | East West Bank | 0.00 | 11/20/2024 | 0.00 | 3,010.26 |
| 05/23/2024 | 172112681 | East West Bank | 0.00 | 02/20/2025 | 0.00 | 7,340.46 |
| 05/24/2024 | 3130AMEP3 | FEDERAL HOME LOAN BANKS 0.4 05/24/2024 | 0.00 | 05/24/2024 | 0.00 | 9,000.00 |
| 06/20/2024 | 172962585 | East West Bank | 0.00 | 11/20/2024 | 0.00 | 9,057.98 |
| 06/20/2024 | 172112681 | East West Bank | 0.00 | 02/20/2025 | 0.00 | 22,086.10 |
| COUPON TOTAL | | | 0.00 | | 0.00 | 179,994.80 |
| POST DATE | IDENTIFIER | DESCRIPTION | PAR VALUE | FINAL MATURITY | PRINCIPAL | AMOUNT |
| MATURITY | | | | | | |
| 04/18/2024 | 3133ENUS7 | FEDERAL FARM CREDIT BANKS FUNDING CORP 2.58 04/18/2024 | -8,000,000.00 | 04/18/2024 | -8,000,000.00 | 8,000,000.00 |
| 04/22/2024 | 3130ARJ44 | FEDERAL HOME LOAN BANKS 2.4 04/22/2024 | -500,000.00 | 04/22/2024 | -500,000.00 | 500,000.00 |
| 04/23/2024 | 3130AMQQ8 | FEDERAL HOME LOAN BANKS 0.35 04/23/2024 | -4,000,000.00 | 04/23/2024 | -4,000,000.00 | 4,000,000.00 |
| 05/24/2024 | 3130AMEP3 | FEDERAL HOME LOAN BANKS 0.4 05/24/2024 | -4,500,000.00 | 05/24/2024 | -4,500,000.00 | 4,500,000.00 |
| 06/11/2024 | 62479LFB6 | MUFG Bank, Ltd. - New York Branch 0.0 06/11/2024 | -5,000,000.00 | 06/11/2024 | -5,000,000.00 | 5,000,000.00 |
| 06/13/2024 | 912797FS1 | UNITED STATES TREASURY 0.0 06/13/2024 | -10,000,000.00 | 06/13/2024 | -10,000,000.00 | 10,000,000.00 |
| MATURITY TOTAL | | | -32,000,000.00 | | -32,000,000.00 | 32,000,000.00 |
| POST DATE | IDENTIFIER | DESCRIPTION | PAR VALUE | FINAL MATURITY | PRINCIPAL | AMOUNT |
| SELL | | | | | | |

Cash Reconciliation Report

| 04/22/2024 | 3130AXAV0 | FHLBANKS 5.630 08/13/25 CALD | -2,000,000.00 | 08/13/2025 | -2,000,000.00 | 2,000,000.00 |
|------------------------|------------|---|----------------------|----------------|----------------------|-----------------------|
| SELL TOTAL | | | -2,000,000.00 | | -2,000,000.00 | 2,000,000.00 |
| OPERATING FUNDS | | | | | | |
| POST DATE | IDENTIFIER | DESCRIPTION | PAR VALUE | FINAL MATURITY | PRINCIPAL | AMOUNT |
| BUY | | | | | | |
| 05/21/2024 | 22533TML7 | Credit Agricole Corporate And Investment Bank, New 0.0 12/20/2024 | 1,250,000.00 | 12/20/2024 | 1,210,728.12 | -1,210,728.12 |
| 05/21/2024 | 3133ERDZ1 | FED FARM CR BNKS 4.750 05/08/26 | 7,250,000.00 | 05/08/2026 | 7,233,462.03 | -7,245,897.80 |
| 05/21/2024 | 3133EREB3 | FED FARM CR BNKS 4.500 05/09/28 | 10,000,000.00 | 05/09/2028 | 9,970,000.00 | -9,985,000.00 |
| 05/21/2024 | 62479LKM6 | MUFG Bank, Ltd. - New York Branch 0.0 10/21/2024 | 500,000.00 | 10/21/2024 | 488,673.75 | -488,673.75 |
| 05/21/2024 | 3133ERFJ5 | FED FARM CR BNKS 4.500 05/20/27 | 5,250,000.00 | 05/20/2027 | 5,223,251.25 | -5,223,251.25 |
| 05/21/2024 | 62479LNM3 | MUFG BANK NY 01/21/25 | 3,750,000.00 | 01/21/2025 | 3,615,760.42 | -3,615,760.42 |
| 05/22/2024 | 172112681 | East West Bank | 500,000.00 | 02/20/2025 | 500,000.00 | -500,000.00 |
| 05/22/2024 | 172059893 | East West Bank | 6,000,000.00 | 05/20/2025 | 6,000,000.00 | -6,000,000.00 |
| 05/23/2024 | 172059893 | East West Bank | 14,310.58 | 05/20/2025 | 14,310.58 | -14,310.58 |
| 06/20/2024 | 172059893 | East West Bank | 43,054.72 | 05/20/2025 | 43,054.72 | -43,054.72 |
| BUY TOTAL | | | 34,557,365.30 | | 34,299,240.87 | -34,326,676.64 |
| POST DATE | IDENTIFIER | DESCRIPTION | PAR VALUE | FINAL MATURITY | PRINCIPAL | AMOUNT |
| COUPON | | | | | | |
| 04/18/2024 | 3133ENUS7 | FEDERAL FARM CREDIT BANKS FUNDING CORP 2.58 04/18/2024 | 0.00 | 04/18/2024 | 0.00 | 25,800.00 |
| 04/22/2024 | 3130ARJ44 | FEDERAL HOME LOAN BANKS 2.4 04/22/2024 | 0.00 | 04/22/2024 | 0.00 | 114,000.00 |
| 04/22/2024 | 3130ARJ69 | FEDERAL HOME LOAN BANKS 2.5 07/22/2024 | 0.00 | 07/22/2024 | 0.00 | 118,750.00 |
| 04/22/2024 | 3130AXAV0 | FHLBANKS 5.630 08/13/25 CALD | 0.00 | 08/13/2025 | 0.00 | 14,075.00 |
| 04/23/2024 | 3130AMQQ8 | FEDERAL HOME LOAN BANKS 0.35 04/23/2024 | 0.00 | 04/23/2024 | 0.00 | 7,000.00 |
| 05/20/2024 | 3130ARVV0 | FHLBANKS 3.500 05/19/25 '24 | 0.00 | 05/19/2025 | 0.00 | 97,125.00 |
| 05/23/2024 | 172059893 | East West Bank | 0.00 | 05/20/2025 | 0.00 | 14,310.58 |
| 05/24/2024 | 3130AMEP3 | FEDERAL HOME LOAN BANKS 0.4 05/24/2024 | 0.00 | 05/24/2024 | 0.00 | 11,000.00 |
| 06/20/2024 | 172059893 | East West Bank | 0.00 | 05/20/2025 | 0.00 | 43,054.72 |
| COUPON TOTAL | | | 0.00 | | 0.00 | 445,115.30 |
| POST DATE | IDENTIFIER | DESCRIPTION | PAR VALUE | FINAL MATURITY | PRINCIPAL | AMOUNT |
| MATURITY | | | | | | |
| 04/18/2024 | 3133ENUS7 | FEDERAL FARM CREDIT BANKS FUNDING CORP 2.58 04/18/2024 | -2,000,000.00 | 04/18/2024 | -2,000,000.00 | 2,000,000.00 |

Cash Reconciliation Report

| | | | | | | |
|-----------------------|-------------------|---|-----------------------|-----------------------|-----------------------|----------------------|
| 04/22/2024 | 3130ARJ44 | FEDERAL HOME LOAN BANKS 2.4 04/22/2024 | -9,500,000.00 | 04/22/2024 | -9,500,000.00 | 9,500,000.00 |
| 04/23/2024 | 3130AMQQ8 | FEDERAL HOME LOAN BANKS 0.35 04/23/2024 | -6,000,000.00 | 04/23/2024 | -6,000,000.00 | 6,000,000.00 |
| 05/24/2024 | 3130AMEP3 | FEDERAL HOME LOAN BANKS 0.4 05/24/2024 | -5,500,000.00 | 05/24/2024 | -5,500,000.00 | 5,500,000.00 |
| MATURITY TOTAL | | | -23,000,000.00 | | -23,000,000.00 | 23,000,000.00 |
| POST DATE | IDENTIFIER | DESCRIPTION | PAR VALUE | FINAL MATURITY | PRINCIPAL | AMOUNT |
| SELL | | | | | | |
| 04/22/2024 | 3130AXAV0 | FHLBANKS 5.630 08/13/25 CALD | -3,000,000.00 | 08/13/2025 | -3,000,000.00 | 3,000,000.00 |
| SELL TOTAL | | | -3,000,000.00 | | -3,000,000.00 | 3,000,000.00 |

Transaction Statement

| OPERATING FUNDS | | | | | | | | | |
|-----------------------|------------|-------------|-----------|---|------------------------|----------------------|----------------------|------------------------|----------------|
| | TRADE DATE | SETTLE DATE | CUSIP | DESCRIPTION | PAR VALUE | PRINCIPAL COST | PURCHASED INTEREST | TOTAL | PURCHASE YIELD |
| BUY | | | | | | | | | |
| | 05/21/2024 | 05/21/2024 | 22533TML7 | Credit Agricole Corporate And Investment Bank, New 0.0 12/20/2024 | 1,250,000.00 | 1,210,728.12 | 0.00 | (1,210,728.12) | 5.47 |
| | 05/21/2024 | 05/21/2024 | 62479LNM3 | MUFG BANK NY 01/21/25 | 3,750,000.00 | 3,615,760.42 | 0.00 | (3,615,760.42) | 5.43 |
| | 05/21/2024 | 05/21/2024 | 62479LKM6 | MUFG Bank, Ltd. - New York Branch 0.0 10/21/2024 | 500,000.00 | 488,673.75 | 0.00 | (488,673.75) | 5.46 |
| | 05/21/2024 | 05/21/2024 | 62479LKM6 | MUFG Bank, Ltd. - New York Branch 0.0 10/21/2024 | 500,000.00 | 488,673.75 | 0.00 | (488,673.75) | 5.46 |
| | 05/21/2024 | 05/21/2024 | 3133ERFJ5 | FED FARM CR BNKS 4.500 05/20/27 | 5,250,000.00 | 5,223,251.25 | 0.00 | (5,223,251.25) | 4.68 |
| | 05/21/2024 | 05/21/2024 | 3133ERDZ1 | FED FARM CR BNKS 4.750 05/08/26 | 7,250,000.00 | 7,233,462.03 | 12,435.77 | (7,245,897.80) | 4.87 |
| | 05/21/2024 | 05/21/2024 | 3133EREB3 | FED FARM CR BNKS 4.500 05/09/28 | 10,000,000.00 | 9,970,000.00 | 15,000.00 | (9,985,000.00) | 4.58 |
| | 05/22/2024 | 05/22/2024 | 172112681 | East West Bank 5.36% 02/20/2025 | 500,000.00 | 500,000.00 | 0.00 | (500,000.00) | 5.36 |
| | 05/22/2024 | 05/22/2024 | 172059893 | East West Bank 5.22% 05/20/2025 | 6,000,000.00 | 6,000,000.00 | 0.00 | (6,000,000.00) | 5.22 |
| | 05/23/2024 | 05/23/2024 | 172059893 | East West Bank 5.22% 05/20/2025 | 14,310.58 | 14,310.58 | 0.00 | (14,310.58) | 5.22 |
| | 06/20/2024 | 06/20/2024 | 172059893 | East West Bank 5.22% 05/20/2025 | 43,054.72 | 43,054.72 | 0.00 | (43,054.72) | 5.22 |
| BUY TOTAL | | | | | 34,557,365.30 | 34,299,240.87 | 27,435.77 | (34,326,676.64) | 4.92 |
| | TRADE DATE | SETTLE DATE | CUSIP | DESCRIPTION | PAR VALUE | BOOK VALUE | TOTAL | NET REALIZED GAIN/LOSS | |
| MATURITY | | | | | | | | | |
| | 04/18/2024 | 04/18/2024 | 3133ENUS7 | FEDERAL FARM CREDIT BANKS FUNDING CORP 2.58 04/18/2024 | (2,000,000.00) | 2,000,000.00 | 2,000,000.00 | 0.00 | |
| | 04/22/2024 | 04/22/2024 | 3130ARJ44 | FEDERAL HOME LOAN BANKS 2.4 04/22/2024 | (9,500,000.00) | 9,500,000.00 | 9,500,000.00 | 0.00 | |
| | 04/23/2024 | 04/23/2024 | 3130AMQQ8 | FEDERAL HOME LOAN BANKS 0.35 04/23/2024 | (6,000,000.00) | 6,000,000.00 | 6,000,000.00 | 0.00 | |
| | 05/24/2024 | 05/24/2024 | 3130AMEP3 | FEDERAL HOME LOAN BANKS 0.4 05/24/2024 | (5,500,000.00) | 5,500,000.00 | 5,500,000.00 | 0.00 | |
| MATURITY TOTAL | | | | | (23,000,000.00) | 23,000,000.00 | 23,000,000.00 | 0.00 | |
| | TRADE DATE | SETTLE DATE | CUSIP | DESCRIPTION | PAR VALUE | BOOK VALUE | TOTAL | NET REALIZED GAIN/LOSS | |
| SELL | | | | | | | | | |
| | 04/22/2024 | 04/22/2024 | 3130AXAV0 | FHLBANKS 5.630 08/13/25 CALD | (3,000,000.00) | 3,000,000.00 | 3,000,000.00 | 0.00 | |
| SELL TOTAL | | | | | (3,000,000.00) | 3,000,000.00 | 3,000,000.00 | 0.00 | |

Transaction Statement

CAPITAL IMPROVEMENT FUNDS

| | TRADE DATE | SETTLE DATE | CUSIP | DESCRIPTION | PAR VALUE | PRINCIPAL COST | PURCHASED INTEREST | TOTAL | PURCHASE YIELD |
|------------------|------------|-------------|-----------|---|----------------------|----------------------|--------------------|------------------------|----------------|
| BUY | | | | | | | | | |
| | 05/21/2024 | 05/21/2024 | 62479LNM3 | MUFG BANK NY 01/21/25 | 1,250,000.00 | 1,205,253.47 | 0.00 | (1,205,253.47) | 5.43 |
| | 05/21/2024 | 05/21/2024 | 3133ERDZ1 | FED FARM CR BNKS 4.750 05/08/26 | 2,750,000.00 | 2,743,726.98 | 4,717.01 | (2,748,443.99) | 4.87 |
| | 05/21/2024 | 05/21/2024 | 22533TML7 | Credit Agricole Corporate And Investment Bank, New 0.0 12/20/2024 | 3,250,000.00 | 3,147,893.13 | 0.00 | (3,147,893.13) | 5.47 |
| | 05/21/2024 | 05/21/2024 | 62479LKM6 | MUFG Bank, Ltd. - New York Branch 0.0 10/21/2024 | 4,000,000.00 | 3,909,390.00 | 0.00 | (3,909,390.00) | 5.46 |
| | 05/21/2024 | 05/21/2024 | 3133ERFJ5 | FED FARM CR BNKS 4.500 05/20/27 | 4,750,000.00 | 4,725,798.75 | 0.00 | (4,725,798.75) | 4.68 |
| | 05/21/2024 | 05/21/2024 | 22533TML7 | Credit Agricole Corporate And Investment Bank, New 0.0 12/20/2024 | 500,000.00 | 484,291.25 | 0.00 | (484,291.25) | 5.47 |
| | 05/21/2024 | 05/21/2024 | 62479LKM6 | MUFG Bank, Ltd. - New York Branch 0.0 10/21/2024 | 500,000.00 | 488,673.75 | 0.00 | (488,673.75) | 5.46 |
| | 05/21/2024 | 05/21/2024 | 62479LKM6 | MUFG Bank, Ltd. - New York Branch 0.0 10/21/2024 | 500,000.00 | 488,673.75 | 0.00 | (488,673.75) | 5.46 |
| | 05/22/2024 | 05/22/2024 | 172962585 | East West Bank 5.49% 11/20/2024 | 1,500,000.00 | 1,500,000.00 | 0.00 | (1,500,000.00) | 5.49 |
| | 05/22/2024 | 05/22/2024 | 172059893 | East West Bank 5.22% 05/20/2025 | 4,000,000.00 | 4,000,000.00 | 0.00 | (4,000,000.00) | 5.22 |
| | 05/22/2024 | 05/22/2024 | 172112681 | East West Bank 5.36% 02/20/2025 | 4,500,000.00 | 4,500,000.00 | 0.00 | (4,500,000.00) | 5.36 |
| | 05/22/2024 | 05/22/2024 | 172275982 | East West Bank 5.5% 08/20/2024 | 500,000.00 | 500,000.00 | 0.00 | (500,000.00) | 5.50 |
| | 05/23/2024 | 05/23/2024 | 172962585 | East West Bank 5.49% 11/20/2024 | 3,010.26 | 3,010.26 | 0.00 | (3,010.26) | 5.49 |
| | 05/23/2024 | 05/23/2024 | 172112681 | East West Bank 5.36% 02/20/2025 | 7,340.46 | 7,340.46 | 0.00 | (7,340.46) | 5.36 |
| | 06/20/2024 | 06/20/2024 | 172112681 | East West Bank 5.36% 02/20/2025 | 22,086.10 | 22,086.10 | 0.00 | (22,086.10) | 5.36 |
| | 06/20/2024 | 06/20/2024 | 172962585 | East West Bank 5.49% 11/20/2024 | 9,057.98 | 9,057.98 | 0.00 | (9,057.98) | 5.49 |
| BUY TOTAL | | | | | 27,541,494.80 | 27,246,522.13 | 4,717.01 | (27,251,239.14) | 5.22 |

| | TRADE DATE | SETTLE DATE | CUSIP | DESCRIPTION | PAR VALUE | BOOK VALUE | TOTAL | NET REALIZED GAIN/LOSS |
|-----------------|------------|-------------|-----------|--|----------------|--------------|--------------|------------------------|
| MATURITY | | | | | | | | |
| | 04/18/2024 | 04/18/2024 | 3133ENUS7 | FEDERAL FARM CREDIT BANKS FUNDING CORP 2.58 04/18/2024 | (8,000,000.00) | 8,000,000.00 | 8,000,000.00 | 0.00 |
| | 04/22/2024 | 04/22/2024 | 3130ARJ44 | FEDERAL HOME LOAN BANKS 2.4 04/22/2024 | (500,000.00) | 500,000.00 | 500,000.00 | 0.00 |
| | 04/23/2024 | 04/23/2024 | 3130AMQQ8 | FEDERAL HOME LOAN BANKS 0.35 04/23/2024 | (4,000,000.00) | 4,000,000.00 | 4,000,000.00 | 0.00 |



Transaction Statement

| | | | | | | | |
|-----------------------|------------|-----------|--|------------------------|----------------------|----------------------|-------------|
| 05/24/2024 | 05/24/2024 | 3130AMEP3 | FEDERAL HOME LOAN BANKS 0.4 05/24/2024 | (4,500,000.00) | 4,500,000.00 | 4,500,000.00 | 0.00 |
| 06/11/2024 | 06/11/2024 | 62479LFB6 | MUFG Bank, Ltd. - New York Branch 0.0 06/11/2024 | (5,000,000.00) | 5,000,000.00 | 5,000,000.00 | 0.00 |
| 06/13/2024 | 06/13/2024 | 912797FS1 | UNITED STATES TREASURY 0.0 06/13/2024 | (10,000,000.00) | 10,000,000.00 | 10,000,000.00 | 0.00 |
| 06/13/2024 | 06/13/2024 | 912797FS1 | UNITED STATES TREASURY 0.0 06/13/2024 | (10,000,000.00) | 10,000,000.00 | 10,000,000.00 | 0.00 |
| MATURITY TOTAL | | | | (32,000,000.00) | 32,000,000.00 | 32,000,000.00 | 0.00 |

| TRADE DATE | SETTLE DATE | CUSIP | DESCRIPTION | PAR VALUE | BOOK VALUE | TOTAL | NET REALIZED GAIN/LOSS |
|-------------------|-------------|-----------|------------------------------|-----------------------|---------------------|---------------------|------------------------|
| SELL | | | | | | | |
| 04/22/2024 | 04/22/2024 | 3130AXAV0 | FHLBANKS 5.630 08/13/25 CALD | (2,000,000.00) | 2,000,000.00 | 2,000,000.00 | 0.00 |
| SELL TOTAL | | | | (2,000,000.00) | 2,000,000.00 | 2,000,000.00 | 0.00 |

BOND CON, RESERVE & CONT FUNDS

| TRADE DATE | SETTLE DATE | CUSIP | DESCRIPTION | PAR VALUE | PRINCIPAL COST | PURCHASED INTEREST | TOTAL | PURCHASE YIELD |
|------------------|-------------|-----------|----------------|---------------------|---------------------|--------------------|-----------------------|----------------|
| BUY | | | | | | | | |
| 05/22/2024 | 05/22/2024 | 172962585 | East West Bank | 500,000.00 | 500,000.00 | 0.00 | (500,000.00) | 5.49 |
| 05/22/2024 | 05/22/2024 | 172275982 | East West Bank | 7,500,000.00 | 7,500,000.00 | 0.00 | (7,500,000.00) | 5.50 |
| 05/23/2024 | 05/23/2024 | 172275982 | East West Bank | 12,062.97 | 12,062.97 | 0.00 | (12,062.97) | 5.50 |
| 06/20/2024 | 06/20/2024 | 172275982 | East West Bank | 36,298.15 | 36,298.15 | 0.00 | (36,298.15) | 5.50 |
| BUY TOTAL | | | | 8,048,361.12 | 8,048,361.12 | 0.00 | (8,048,361.12) | 5.50 |

| TRADE DATE | SETTLE DATE | CUSIP | DESCRIPTION | PAR VALUE | BOOK VALUE | TOTAL | NET REALIZED GAIN/LOSS |
|-----------------------|-------------|-----------|---------------------------------------|------------------------|----------------------|----------------------|------------------------|
| MATURITY | | | | | | | |
| 06/13/2024 | 06/13/2024 | 912797FS1 | UNITED STATES TREASURY 0.0 06/13/2024 | (10,000,000.00) | 10,000,000.00 | 10,000,000.00 | 0.00 |
| 06/13/2024 | 06/13/2024 | 912797FS1 | UNITED STATES TREASURY 0.0 06/13/2024 | (10,000,000.00) | 10,000,000.00 | 10,000,000.00 | 0.00 |
| MATURITY TOTAL | | | | (10,000,000.00) | 10,000,000.00 | 10,000,000.00 | 0.00 |



Amortization Schedule

| CUSIP | DESCRIPTION | PAR VALUE | PRINCIPAL COST | ORIGINAL PREMIUM OR DISCOUNT | BEGINNING BOOK VALUE | CURRENT PERIOD AMORT | ENDING BOOK VALUE | TOTAL AMORTIZATION | UNAMORTIZED BALANCE |
|---|---------------------------------------|----------------------|----------------------|------------------------------|----------------------|----------------------|---------------------|--------------------|---------------------|
| BOND CON, RESERVE & CONT FUNDS | | | | | | | | | |
| 172275982 | East West Bank | 7,548,361.12 | 7,548,361.12 | 0.00 | 0.00 | 0.00 | 7,548,361.12 | 0.00 | 0.00 |
| 172962585 | East West Bank | 500,000.00 | 500,000.00 | 0.00 | 0.00 | 0.00 | 500,000.00 | 0.00 | 0.00 |
| 912797FS1 | UNITED STATES TREASURY 0.0 06/13/2024 | 10,000,000.00 | 9,614,303.33 | (385,696.67) | 9,894,940.83 | 105,059.17 | 0.00 | 385,696.67 | 0.00 |
| TOTAL | | 18,048,361.12 | 17,662,664.45 | (385,696.67) | 9,894,940.83 | 105,059.17 | 8,048,361.12 | 385,696.67 | 0.00 |

| | | | | | | | | | |
|----------------------------------|---|--------------|--------------|--------------|--------------|-----------|--------------|-----------|-------------|
| CAPITAL IMPROVEMENT FUNDS | | | | | | | | | |
| 22533TML7 | Credit Agricole Corporate And Investment Bank, New 0.0 12/20/2024 | 3,250,000.00 | 3,147,893.13 | (102,106.87) | 0.00 | 19,654.37 | 3,167,547.50 | 19,654.37 | (82,452.50) |
| 22533TML7 | Credit Agricole Corporate And Investment Bank, New 0.0 12/20/2024 | 500,000.00 | 484,291.25 | (15,708.75) | 0.00 | 3,023.75 | 487,315.00 | 3,023.75 | (12,685.00) |
| 172059893 | East West Bank 5.22% 05/20/2025 | 4,000,000.00 | 4,000,000.00 | 0.00 | 0.00 | 0.00 | 4,000,000.00 | 0.00 | 0.00 |
| 172112681 | East West Bank 5.36% 02/20/2025 | 4,529,426.56 | 4,529,426.56 | 0.00 | 0.00 | 0.00 | 4,529,426.56 | 0.00 | 0.00 |
| 172962585 | East West Bank 5.49% 11/20/2024 | 1,512,068.24 | 1,512,068.24 | 0.00 | 0.00 | 0.00 | 1,512,068.24 | 0.00 | 0.00 |
| 172275982 | East West Bank 5.5% 08/20/2024 | 500,000.00 | 500,000.00 | 0.00 | 0.00 | 0.00 | 500,000.00 | 0.00 | 0.00 |
| 3133ERFJ5 | FED FARM CR BNKS 4.500 05/20/27 | 4,750,000.00 | 4,725,798.75 | (24,201.25) | 0.00 | 906.99 | 4,726,705.74 | 906.99 | (23,294.26) |
| 3133ERDZ1 | FED FARM CR BNKS 4.750 05/08/26 | 2,750,000.00 | 2,743,726.98 | (6,273.02) | 0.00 | 358.71 | 2,744,085.69 | 358.71 | (5,914.31) |
| 3133EPVY8 | FED FARM CR BNKS 5.000 09/15/25 | 4,500,000.00 | 4,491,535.50 | (8,464.50) | 4,493,801.59 | 1,060.25 | 4,494,861.85 | 3,326.35 | (5,138.15) |
| 3133ENUS7 | FEDERAL FARM CREDIT BANKS FUNDING CORP 2.58 04/18/2024 | 8,000,000.00 | 7,976,000.00 | (24,000.00) | 7,999,432.27 | 567.73 | 0.00 | 24,000.00 | 0.00 |
| 3130AMQQ8 | FEDERAL HOME LOAN BANKS 0.35 04/23/2024 | 4,000,000.00 | 3,993,200.00 | (6,800.00) | 4,000,000.00 | 0.00 | 0.00 | 6,800.00 | 0.00 |
| 3130AMEP3 | FEDERAL HOME LOAN BANKS 0.4 05/24/2024 | 4,500,000.00 | 4,499,550.00 | (450.00) | 4,500,000.00 | 0.00 | 0.00 | 450.00 | 0.00 |
| 3130AMZ88 | FEDERAL HOME LOAN BANKS 0.52 07/12/2024 | 4,000,000.00 | 4,000,000.00 | 0.00 | 4,000,000.00 | 0.00 | 4,000,000.00 | 0.00 | 0.00 |
| 3130ARJ44 | FEDERAL HOME LOAN BANKS 2.4 04/22/2024 | 500,000.00 | 500,000.00 | 0.00 | 500,000.00 | 0.00 | 0.00 | 0.00 | 0.00 |
| 3130ARJ69 | FEDERAL HOME LOAN BANKS 2.5 07/22/2024 | 500,000.00 | 500,000.00 | 0.00 | 500,000.00 | 0.00 | 500,000.00 | 0.00 | 0.00 |
| 3130ANTJ9 | FHLBANKS 0.510 09/16/24 '24 | 4,500,000.00 | 4,500,000.00 | 0.00 | 4,500,000.00 | 0.00 | 4,500,000.00 | 0.00 | 0.00 |
| 3130AQSND | FHLBANKS 1.625 02/25/25 '24 | 3,500,000.00 | 3,500,000.00 | 0.00 | 3,500,000.00 | 0.00 | 3,500,000.00 | 0.00 | 0.00 |
| 3130AQRX3 | FHLBANKS 1.750 02/18/26 '24 | 5,000,000.00 | 5,000,000.00 | 0.00 | 5,000,000.00 | 0.00 | 5,000,000.00 | 0.00 | 0.00 |
| 3130AXAF5 | FHLBANKS 5.375 09/18/24 | 4,500,000.00 | 4,496,121.00 | (3,879.00) | 4,498,196.33 | 965.50 | 4,499,161.82 | 3,040.82 | (838.18) |
| 3130AXAV0 | FHLBANKS 5.630 08/13/25 CALD | 2,000,000.00 | 2,000,000.00 | 0.00 | 2,000,000.00 | 0.00 | 0.00 | 0.00 | 0.00 |



Amortization Schedule

| CUSIP | DESCRIPTION | PAR VALUE | PRINCIPAL COST | ORIGINAL PREMIUM OR DISCOUNT | BEGINNING BOOK VALUE | CURRENT PERIOD AMORT | ENDING BOOK VALUE | TOTAL AMORTIZATION | UNAMORTIZED BALANCE |
|--------------|--|-----------------------|-----------------------|------------------------------|----------------------|----------------------|----------------------|---------------------|---------------------|
| 3130AXAP3 | FHLBANKS 5.750 09/21/26 '24 | 4,000,000.00 | 3,999,000.00 | (1,000.00) | 3,999,175.66 | 83.07 | 3,999,258.74 | 258.74 | (741.26) |
| 62479LNM3 | MUFG BANK NY 01/21/25 | 1,250,000.00 | 1,205,253.47 | (44,746.53) | 0.00 | 7,488.19 | 1,212,741.66 | 7,488.19 | (37,258.34) |
| 62479LFB6 | MUFG Bank, Ltd. - New York Branch 0.0 06/11/2024 | 5,000,000.00 | 4,791,220.83 | (208,779.17) | 4,944,481.94 | 55,518.06 | 0.00 | 208,779.17 | 0.00 |
| 62479LKM6 | MUFG Bank, Ltd. - New York Branch 0.0 10/21/2024 | 4,000,000.00 | 3,909,390.00 | (90,610.00) | 0.00 | 24,281.11 | 3,933,671.11 | 24,281.11 | (66,328.89) |
| 62479LKM6 | MUFG Bank, Ltd. - New York Branch 0.0 10/21/2024 | 500,000.00 | 488,673.75 | (11,326.25) | 0.00 | 3,035.14 | 491,708.89 | 3,035.14 | (8,291.11) |
| 912797FS1 | UNITED STATES TREASURY 0.0 06/13/2024 | 10,000,000.00 | 9,614,303.33 | (385,696.67) | 9,894,940.83 | 105,059.17 | 0.00 | 385,696.67 | 0.00 |
| 91282CCX7 | US TREASURY 0.375 09/15/24 | 3,755,500.00 | 3,494,962.19 | (260,537.81) | 3,695,320.45 | 32,792.45 | 3,728,112.90 | 233,150.71 | (27,387.10) |
| 912797GL5 | US TREASURY BILL 09/05/24 | 10,000,000.00 | 9,498,351.11 | (501,648.89) | 9,776,253.19 | 129,687.64 | 9,905,940.83 | 407,589.72 | (94,059.17) |
| TOTAL | | 105,796,994.80 | 104,100,766.09 | (1,696,228.71) | 77,801,602.27 | 384,482.13 | 71,432,606.54 | 1,331,840.45 | (364,388.26) |

| OPERATING FUNDS | | | | | | | | | |
|-----------------|---|---------------|--------------|-------------|--------------|----------|--------------|-----------|-------------|
| 22533TML7 | Credit Agricole Corporate And Investment Bank, New 0.0 12/20/2024 | 1,250,000.00 | 1,210,728.12 | (39,271.88) | 0.00 | 7,559.38 | 1,218,287.50 | 7,559.38 | (31,712.50) |
| 172059893 | East West Bank 5.22% 05/20/2025 | 6,057,365.30 | 6,057,365.30 | 0.00 | 0.00 | 0.00 | 6,057,365.30 | 0.00 | 0.00 |
| 172112681 | East West Bank 5.36% 02/20/2025 | 500,000.00 | 500,000.00 | 0.00 | 0.00 | 0.00 | 500,000.00 | 0.00 | 0.00 |
| 3133EREB3 | FED FARM CR BNKS 4.500 05/09/28 | 10,000,000.00 | 9,970,000.00 | (30,000.00) | 0.00 | 848.86 | 9,970,848.86 | 848.86 | (29,151.14) |
| 3133ERFJ5 | FED FARM CR BNKS 4.500 05/20/27 | 5,250,000.00 | 5,223,251.25 | (26,748.75) | 0.00 | 1,002.47 | 5,224,253.72 | 1,002.47 | (25,746.28) |
| 3133ERDZ1 | FED FARM CR BNKS 4.750 05/08/26 | 7,250,000.00 | 7,233,462.03 | (16,537.97) | 0.00 | 945.69 | 7,234,407.72 | 945.69 | (15,592.28) |
| 3133EPVY8 | FED FARM CR BNKS 5.000 09/15/25 | 500,000.00 | 499,059.50 | (940.50) | 499,311.29 | 117.81 | 499,429.09 | 369.59 | (570.91) |
| 3133ENUS7 | FEDERAL FARM CREDIT BANKS FUNDING CORP 2.58 04/18/2024 | 2,000,000.00 | 1,994,000.00 | (6,000.00) | 1,999,858.07 | 141.93 | 0.00 | 6,000.00 | 0.00 |
| 3130AMQQ8 | FEDERAL HOME LOAN BANKS 0.35 04/23/2024 | 6,000,000.00 | 5,989,800.00 | (10,200.00) | 6,000,000.00 | 0.00 | 0.00 | 10,200.00 | 0.00 |
| 3130AMEP3 | FEDERAL HOME LOAN BANKS 0.4 05/24/2024 | 5,500,000.00 | 5,499,450.00 | (550.00) | 5,500,000.00 | 0.00 | 0.00 | 550.00 | 0.00 |
| 3130ANTJ9 | FEDERAL HOME LOAN BANKS 0.51 09/16/2024 | 5,500,000.00 | 5,500,000.00 | 0.00 | 5,500,000.00 | 0.00 | 5,500,000.00 | 0.00 | 0.00 |
| 3130AMZ88 | FEDERAL HOME LOAN BANKS 0.52 07/12/2024 | 6,000,000.00 | 6,000,000.00 | 0.00 | 6,000,000.00 | 0.00 | 6,000,000.00 | 0.00 | 0.00 |
| 3130ARJ44 | FEDERAL HOME LOAN BANKS 2.4 04/22/2024 | 9,500,000.00 | 9,500,000.00 | 0.00 | 9,500,000.00 | 0.00 | 0.00 | 0.00 | 0.00 |
| 3130ARJ69 | FEDERAL HOME LOAN BANKS 2.5 07/22/2024 | 9,500,000.00 | 9,500,000.00 | 0.00 | 9,500,000.00 | 0.00 | 9,500,000.00 | 0.00 | 0.00 |
| 3130AXAF5 | FEDERAL HOME LOAN BANKS 5.375 09/18/2024 | 500,000.00 | 499,569.00 | (431.00) | 499,799.59 | 107.28 | 499,906.87 | 337.87 | (93.13) |
| 3130AQS4 | FHLBANKS 1.625 02/25/25 '24 | 1,500,000.00 | 1,500,000.00 | 0.00 | 1,500,000.00 | 0.00 | 1,500,000.00 | 0.00 | 0.00 |



Amortization Schedule

| CUSIP | DESCRIPTION | PAR VALUE | PRINCIPAL COST | ORIGINAL PREMIUM OR DISCOUNT | BEGINNING BOOK VALUE | CURRENT PERIOD AMORT | ENDING BOOK VALUE | TOTAL AMORTIZATION | UNAMORTIZED BALANCE |
|--------------------|--|-----------------------|-----------------------|------------------------------|-----------------------|----------------------|-----------------------|---------------------|---------------------|
| 3130AQRX3 | FHLBANKS 1.750 02/18/26 '24 | 5,000,000.00 | 5,000,000.00 | 0.00 | 5,000,000.00 | 0.00 | 5,000,000.00 | 0.00 | 0.00 |
| 3130AQWU3 | FHLBANKS 2.000 02/27/26 '24 | 10,000,000.00 | 10,000,000.00 | 0.00 | 10,000,000.00 | 0.00 | 10,000,000.00 | 0.00 | 0.00 |
| 3130ARVV0 | FHLBANKS 3.500 05/19/25 '24 | 5,550,000.00 | 5,550,000.00 | 0.00 | 5,550,000.00 | 0.00 | 5,550,000.00 | 0.00 | 0.00 |
| 3130AXAV0 | FHLBANKS 5.630 08/13/25 CALD | 3,000,000.00 | 3,000,000.00 | 0.00 | 3,000,000.00 | 0.00 | 0.00 | 0.00 | 0.00 |
| 3130AXAP3 | FHLBANKS 5.750 09/21/26 CALD | 11,000,000.00 | 10,997,250.00 | (2,750.00) | 10,997,733.08 | 228.45 | 10,997,961.53 | 711.53 | (2,038.47) |
| 62479LNM3 | MUFG BANK NY 01/21/25 | 3,750,000.00 | 3,615,760.42 | (134,239.58) | 0.00 | 22,464.58 | 3,638,225.00 | 22,464.58 | (11,775.00) |
| 62479LKM6 | MUFG Bank, Ltd. - New York Branch 0.0 10/21/2024 | 500,000.00 | 488,673.75 | (11,326.25) | 0.00 | 3,035.14 | 491,708.89 | 3,035.14 | (8,291.11) |
| 91282CCX7 | UNITED STATES TREASURY 0.375 09/15/2024 | 1,609,500.00 | 1,497,840.94 | (111,659.06) | 1,583,708.77 | 14,053.91 | 1,597,762.67 | 99,921.73 | (11,737.33) |
| TOTAL | | 117,216,865.30 | 116,826,210.31 | (390,654.99) | 82,630,410.79 | 50,505.48 | 90,980,157.14 | 153,946.83 | (236,708.16) |
| GRAND TOTAL | | 241,062,221.22 | 238,589,640.85 | (2,472,580.37) | 170,326,953.89 | 540,046.79 | 170,461,124.80 | 1,871,483.95 | (601,096.42) |



Accrued Interest Schedule

| IDENTIFIER | DESCRIPTION | SETTLE DATE | PAR VALUE | PRINCIPAL COST | BEGINNING ACCRUED INTEREST | PURCHASED INTEREST | CURRENT PERIOD ACCRUAL | INTEREST RECEIVED | ENDING ACCRUED INTEREST |
|---|---|-------------|----------------------|----------------------|----------------------------|--------------------|------------------------|-------------------|-------------------------|
| BOND CON, RESERVE & CONT FUNDS | | | | | | | | | |
| 172962585 | East West Bank | 2024-05-22 | 500,000.00 | 500,000.00 | 0.00 | 0.00 | 827.26 | 0.00 | 827.26 |
| 172275982 | East West Bank | 2024-05-22 | 7,548,361.12 | 7,548,361.12 | 0.00 | 0.00 | 60,872.79 | 48,361.12 | 12,511.67 |
| 99996 | Plains Capital Bank Demand | 2024-06-30 | 288,552.19 | 288,552.19 | 0.00 | 0.00 | 0.00 | 0.00 | 0.00 |
| TEXPRIME | TexPool Prime | 2024-06-30 | 62,289,280.87 | 62,289,280.87 | 0.00 | 0.00 | 852,122.05 | 852,122.05 | 0.00 |
| TOTAL | | | 70,626,194.18 | 70,626,194.18 | 0.00 | 0.00 | 913,822.10 | 900,483.17 | 13,338.93 |
| CAPITAL IMPROVEMENT FUNDS | | | | | | | | | |
| 22533TML7 | Credit Agricole Corporate And Investment Bank, New 0.0 12/20/2024 | 2024-05-21 | 3,250,000.00 | 3,147,893.13 | 0.00 | 0.00 | 0.00 | 0.00 | 0.00 |
| 22533TML7 | Credit Agricole Corporate And Investment Bank, New 0.0 12/20/2024 | 2024-05-21 | 500,000.00 | 484,291.25 | 0.00 | 0.00 | 0.00 | 0.00 | 0.00 |
| 172059893 | East West Bank 5.22% 05/20/2025 | 2024-05-22 | 4,000,000.00 | 4,000,000.00 | 0.00 | 0.00 | 6,292.60 | 0.00 | 6,292.60 |
| 172112681 | East West Bank 5.36% 02/20/2025 | 2024-05-22 | 4,529,426.56 | 4,529,426.56 | 0.00 | 0.00 | 36,743.14 | 29,426.56 | 7,316.58 |
| 172962585 | East West Bank 5.49% 11/20/2024 | 2024-05-22 | 1,512,068.24 | 1,512,068.24 | 0.00 | 0.00 | 14,569.99 | 12,068.24 | 2,501.75 |
| 172275982 | East West Bank 5.5% 08/20/2024 | 2024-05-22 | 500,000.00 | 500,000.00 | 0.00 | 0.00 | 828.77 | 0.00 | 828.77 |
| 3133ERFJ5 | FED FARM CR BNKS 4.500 05/20/27 | 2024-05-21 | 4,750,000.00 | 4,725,798.75 | 0.00 | 0.00 | 24,343.75 | 0.00 | 24,343.75 |
| 3133ERDZ1 | FED FARM CR BNKS 4.750 05/08/26 | 2024-05-21 | 2,750,000.00 | 2,743,726.98 | 0.00 | (4,717.01) | 14,513.89 | 0.00 | 19,230.90 |
| 3133EPVY8 | FED FARM CR BNKS 5.000 09/15/25 | 2023-09-19 | 4,500,000.00 | 4,491,535.50 | 10,000.00 | 0.00 | 56,250.00 | 0.00 | 66,250.00 |
| 3133ENUS7 | FEDERAL FARM CREDIT BANKS FUND-ING CORP 2.58 04/18/2024 | 2022-04-26 | 0.00 | 0.00 | 93,453.33 | 0.00 | 9,746.67 | 103,200.00 | 0.00 |
| 3130AMQQ8 | FEDERAL HOME LOAN BANKS 0.35 04/23/2024 | 2021-06-23 | 0.00 | 0.00 | 3,811.11 | 0.00 | 855.56 | 4,666.67 | 0.00 |
| 3130AMEP3 | FEDERAL HOME LOAN BANKS 0.4 05/24/2024 | 2021-05-24 | 0.00 | 0.00 | 6,350.00 | 0.00 | 2,650.00 | 9,000.00 | 0.00 |
| 3130AMZ88 | FEDERAL HOME LOAN BANKS 0.52 07/12/2024 | 2021-07-12 | 4,000,000.00 | 4,000,000.00 | 4,564.44 | 0.00 | 5,200.00 | 0.00 | 9,764.44 |
| 3130ARJ44 | FEDERAL HOME LOAN BANKS 2.4 04/22/2024 | 2022-04-22 | 0.00 | 0.00 | 5,300.00 | 0.00 | 700.00 | 6,000.00 | 0.00 |
| 3130ARJ69 | FEDERAL HOME LOAN BANKS 2.5 07/22/2024 | 2022-04-22 | 500,000.00 | 500,000.00 | 5,520.83 | 0.00 | 3,125.00 | 6,250.00 | 2,395.83 |
| 3130ANTJ9 | FHLBANKS 0.510 09/16/24 '24 | 2021-09-16 | 4,500,000.00 | 4,500,000.00 | 956.25 | 0.00 | 5,737.50 | 0.00 | 6,693.75 |
| 3130AQS4 | FHLBANKS 1.625 02/25/25 '24 | 2022-02-25 | 3,500,000.00 | 3,500,000.00 | 5,687.50 | 0.00 | 14,218.75 | 0.00 | 19,906.25 |
| 3130AQRX3 | FHLBANKS 1.750 02/18/26 '24 | 2022-02-18 | 5,000,000.00 | 5,000,000.00 | 10,451.39 | 0.00 | 21,875.00 | 0.00 | 32,326.39 |



Accrued Interest Schedule

| IDENTIFIER | DESCRIPTION | SETTLE DATE | PAR VALUE | PRINCIPAL COST | BEGINNING ACCRUED INTEREST | PURCHASED INTEREST | CURRENT PERIOD ACCRUAL | INTEREST RECEIVED | ENDING ACCRUED INTEREST |
|--------------|--|-------------|-----------------------|-----------------------|----------------------------|--------------------|------------------------|---------------------|-------------------------|
| 3130AXAF5 | FHLBANKS 5.375 09/18/24 | 2023-09-18 | 4,500,000.00 | 4,496,121.00 | 8,734.38 | 0.00 | 60,468.75 | 0.00 | 69,203.13 |
| 3130AXAV0 | FHLBANKS 5.630 08/13/25 CALD | 2023-09-20 | 0.00 | 0.00 | 3,440.56 | 0.00 | 5,942.77 | 9,383.33 | 0.00 |
| 3130AXAP3 | FHLBANKS 5.750 09/21/26 '24 | 2023-09-21 | 4,000,000.00 | 3,999,000.00 | 6,388.89 | 0.00 | 57,500.00 | 0.00 | 63,888.89 |
| 62479LNM3 | MUFG BANK NY 01/21/25 | 2024-05-21 | 1,250,000.00 | 1,205,253.47 | 0.00 | 0.00 | 0.00 | 0.00 | 0.00 |
| 62479LKM6 | MUFG Bank, Ltd. - New York Branch 0.0 10/21/2024 | 2024-05-21 | 500,000.00 | 488,673.75 | 0.00 | 0.00 | 0.00 | 0.00 | 0.00 |
| 62479LKM6 | MUFG Bank, Ltd. - New York Branch 0.0 10/21/2024 | 2024-05-21 | 4,000,000.00 | 3,909,390.00 | 0.00 | 0.00 | 0.00 | 0.00 | 0.00 |
| 99996 | Plains Capital Bank Demand | 2024-06-30 | 1,941,923.53 | 1,941,923.53 | 0.00 | 0.00 | 0.00 | 0.00 | 0.00 |
| TEXPRIME | TexPool Prime | 2024-06-30 | 108,441,021.06 | 108,441,021.06 | 0.00 | 0.00 | 1,477,669.56 | 1,477,669.56 | 0.00 |
| 91282CCX7 | US TREASURY 0.375 09/15/24 | 2022-09-23 | 3,755,500.00 | 3,494,962.19 | 650.58 | 0.00 | 3,482.51 | 0.00 | 4,133.09 |
| 912797GL5 | US TREASURY BILL 09/05/24 | 2023-09-19 | 10,000,000.00 | 9,498,351.11 | 0.00 | 0.00 | 0.00 | 0.00 | 0.00 |
| TOTAL | | | 182,179,939.39 | 181,109,436.52 | 165,309.26 | (4,717.01) | 1,822,714.21 | 1,657,664.36 | 335,076.12 |

| DEBT SERVICE FUNDS | | | | | | | | | |
|--------------------|----------------------------|------------|----------------------|----------------------|-------------|-------------|-------------------|-------------------|-------------|
| 99996 | Plains Capital Bank Demand | 2024-06-30 | 144,073.60 | 144,073.60 | 0.00 | 0.00 | 0.00 | 0.00 | 0.00 |
| TEXPRIME | TexPool Prime | 2024-06-30 | 12,445,548.88 | 12,445,548.88 | 0.00 | 0.00 | 148,051.38 | 148,051.38 | 0.00 |
| TOTAL | | | 12,589,622.48 | 12,589,622.48 | 0.00 | 0.00 | 148,051.38 | 148,051.38 | 0.00 |

| GRANT FUNDS | | | | | | | | | |
|--------------|---------------|------------|-------------------|-------------------|-------------|-------------|-----------------|-----------------|-------------|
| TEXPRIME | TexPool Prime | 2024-06-30 | 478,142.39 | 478,142.39 | 0.00 | 0.00 | 6,454.43 | 6,454.43 | 0.00 |
| TOTAL | | | 478,142.39 | 478,142.39 | 0.00 | 0.00 | 6,454.43 | 6,454.43 | 0.00 |

| OPERATING FUNDS | | | | | | | | | |
|-----------------|---|------------|---------------|--------------|------|-------------|-----------|-----------|-----------|
| 22533TML7 | Credit Agricole Corporate And Investment Bank, New 0.0 12/20/2024 | 2024-05-21 | 1,250,000.00 | 1,210,728.12 | 0.00 | 0.00 | 0.00 | 0.00 | 0.00 |
| 172059893 | East West Bank 5.22% 05/20/2025 | 2024-05-22 | 6,057,365.30 | 6,057,365.30 | 0.00 | 0.00 | 66,894.45 | 57,365.30 | 9,529.15 |
| 172112681 | East West Bank 5.36% 02/20/2025 | 2024-05-22 | 500,000.00 | 500,000.00 | 0.00 | 0.00 | 807.67 | 0.00 | 807.67 |
| 3133EREB3 | FED FARM CR BNKS 4.500 05/09/28 | 2024-05-21 | 10,000,000.00 | 9,970,000.00 | 0.00 | (15,000.00) | 50,000.00 | 0.00 | 65,000.00 |
| 3133ERFJ5 | FED FARM CR BNKS 4.500 05/20/27 | 2024-05-21 | 5,250,000.00 | 5,223,251.25 | 0.00 | 0.00 | 26,906.25 | 0.00 | 26,906.25 |
| 3133ERDZ1 | FED FARM CR BNKS 4.750 05/08/26 | 2024-05-21 | 7,250,000.00 | 7,233,462.03 | 0.00 | (12,435.77) | 38,263.88 | 0.00 | 50,699.65 |



Accrued Interest Schedule

| IDENTIFIER | DESCRIPTION | SETTLE DATE | PAR VALUE | PRINCIPAL COST | BEGINNING ACCRUED INTEREST | PURCHASED INTEREST | CURRENT PERIOD ACCRUAL | INTEREST RECEIVED | ENDING ACCRUED INTEREST |
|--------------------|---|-------------|-----------------------|-----------------------|----------------------------|--------------------|------------------------|---------------------|-------------------------|
| 3133EPVY8 | FED FARM CRBNKS 5.000 09/15/25 | 2023-09-19 | 500,000.00 | 499,059.50 | 1,111.11 | 0.00 | 6,250.00 | 0.00 | 7,361.11 |
| 3133ENUS7 | FEDERAL FARM CREDIT BANKS FUND- ING CORP 2.58 04/18/2024 | 2022-04-26 | 0.00 | 0.00 | 23,363.33 | 0.00 | 2,436.67 | 25,800.00 | 0.00 |
| 3130AMQQ8 | FEDERAL HOME LOAN BANKS 0.35 04/23/2024 | 2021-06-23 | 0.00 | 0.00 | 5,716.67 | 0.00 | 1,283.33 | 7,000.00 | 0.00 |
| 3130AMEP3 | FEDERAL HOME LOAN BANKS 0.4 05/24/2024 | 2021-05-24 | 0.00 | 0.00 | 7,761.11 | 0.00 | 3,238.89 | 11,000.00 | 0.00 |
| 3130ANTJ9 | FEDERAL HOME LOAN BANKS 0.51 09/16/2024 | 2021-09-16 | 5,500,000.00 | 5,500,000.00 | 1,168.75 | 0.00 | 7,012.50 | 0.00 | 8,181.25 |
| 3130AMZ88 | FEDERAL HOME LOAN BANKS 0.52 07/12/2024 | 2021-07-12 | 6,000,000.00 | 6,000,000.00 | 6,846.67 | 0.00 | 7,800.00 | 0.00 | 14,646.67 |
| 3130ARJ44 | FEDERAL HOME LOAN BANKS 2.4 04/22/2024 | 2022-04-22 | 0.00 | 0.00 | 100,700.00 | 0.00 | 13,300.00 | 114,000.00 | 0.00 |
| 3130ARJ69 | FEDERAL HOME LOAN BANKS 2.5 07/22/2024 | 2022-04-22 | 9,500,000.00 | 9,500,000.00 | 104,895.83 | 0.00 | 59,375.00 | 118,750.00 | 45,520.83 |
| 3130AXAF5 | FEDERAL HOME LOAN BANKS 5.375 09/18/2024 | 2023-09-18 | 500,000.00 | 499,569.00 | 970.49 | 0.00 | 6,718.75 | 0.00 | 7,689.24 |
| 3130AQSND | FHLBANKS 1.625 02/25/25 '24 | 2022-02-25 | 1,500,000.00 | 1,500,000.00 | 2,437.50 | 0.00 | 6,093.75 | 0.00 | 8,531.25 |
| 3130AQRX3 | FHLBANKS 1.750 02/18/26 '24 | 2022-02-18 | 5,000,000.00 | 5,000,000.00 | 10,451.39 | 0.00 | 21,875.00 | 0.00 | 32,326.39 |
| 3130AQWU3 | FHLBANKS 2.000 02/27/26 '24 | 2022-02-28 | 10,000,000.00 | 10,000,000.00 | 18,888.89 | 0.00 | 50,000.00 | 0.00 | 68,888.89 |
| 3130ARVV0 | FHLBANKS 3.500 05/19/25 '24 | 2022-05-19 | 5,550,000.00 | 5,550,000.00 | 71,225.00 | 0.00 | 48,562.50 | 97,125.00 | 22,662.50 |
| 3130AXAV0 | FHLBANKS 5.630 08/13/25 CALD | 2023-09-20 | 0.00 | 0.00 | 5,160.83 | 0.00 | 8,914.17 | 14,075.00 | 0.00 |
| 3130AXAP3 | FHLBANKS 5.750 09/21/26 CALD | 2023-09-21 | 11,000,000.00 | 10,997,250.00 | 17,569.44 | 0.00 | 158,125.00 | 0.00 | 175,694.44 |
| 62479LNM3 | MUFG BANK NY 01/21/25 | 2024-05-21 | 3,750,000.00 | 3,615,760.42 | 0.00 | 0.00 | 0.00 | 0.00 | 0.00 |
| 62479LKM6 | MUFG Bank, Ltd. - New York Branch 0.0 10/21/2024 | 2024-05-21 | 500,000.00 | 488,673.75 | 0.00 | 0.00 | 0.00 | 0.00 | 0.00 |
| 99996 | Plains Capital Bank Demand | 2024-06-30 | 6,867,932.87 | 6,867,932.87 | 0.00 | 0.00 | 0.00 | 0.00 | 0.00 |
| TEXPRIME | TexPool Prime | 2024-06-30 | 125,341,002.12 | 125,341,002.12 | 0.00 | 0.00 | 1,935,140.89 | 1,935,140.89 | 0.00 |
| 91282CCX7 | UNITED STATES TREASURY 0.375 09/15/2024 | 2022-09-23 | 1,609,500.00 | 1,497,840.94 | 278.82 | 0.00 | 1,492.51 | 0.00 | 1,771.32 |
| TOTAL | | | 223,425,800.29 | 223,051,895.30 | 378,545.83 | (27,435.77) | 2,520,491.20 | 2,380,256.19 | 546,216.62 |
| OTHER FUNDS | | | | | | | | | |
| 99996 | Plains Capital Bank Demand | 2024-06-30 | 1,841,803.01 | 1,841,803.01 | 0.00 | 0.00 | 0.00 | 0.00 | 0.00 |
| TEXPRIME | TexPool Prime | 2024-06-30 | 12,332,543.85 | 12,332,543.85 | 0.00 | 0.00 | 167,031.05 | 167,031.05 | 0.00 |
| TOTAL | | | 14,174,346.86 | 14,174,346.86 | 0.00 | 0.00 | 167,031.05 | 167,031.05 | 0.00 |



Accrued Interest Schedule

| IDENTIFIER | DESCRIPTION | SETTLE DATE | PAR VALUE | PRINCIPAL COST | BEGINNING ACCRUED INTEREST | PURCHASED INTEREST | CURRENT PERIOD ACCRUAL | INTEREST RECEIVED | ENDING ACCRUED INTEREST |
|--------------------|-------------|-------------|----------------|----------------|----------------------------|--------------------|------------------------|-------------------|-------------------------|
| GRAND TOTAL | | | 503,474,045.59 | 502,029,637.73 | 543,855.09 | (32,152.78) | 5,578,564.37 | 5,259,940.58 | 894,631.66 |



Earnings by Fund

| CUSIP | DESCRIPTION | ENDING PAR VALUE | BEGINNING BOOK VALUE | ENDING BOOK VALUE | FINAL MATURITY | COUPON RATE | YIELD | INTEREST EARNED | NET AMORTIZATION/ ACCRETION INCOME | NET REALIZED GAIN/LOSS | ADJUSTED INTEREST EARNINGS |
|---|---------------------------------------|----------------------|----------------------|----------------------|----------------|-------------|-------------|-------------------|------------------------------------|------------------------|----------------------------|
| BOND CON, RESERVE & CONT FUNDS | | | | | | | | | | | |
| 172275982 | East West Bank | 7,548,361.12 | 0.00 | 7,548,361.12 | 08/20/2024 | 5.50 | 5.50 | 60,872.79 | 0.00 | 0.00 | 60,872.79 |
| 172962585 | East West Bank | 500,000.00 | 0.00 | 500,000.00 | 11/20/2024 | 5.49 | 5.49 | 827.26 | 0.00 | 0.00 | 827.26 |
| 912797FS1 | UNITED STATES TREASURY 0.0 06/13/2024 | 0.00 | 9,894,940.83 | 0.00 | 06/13/2024 | 0.00 | 5.43 | 0.00 | 105,059.17 | 0.00 | 105,059.17 |
| 99996 | Plains Capital Bank Demand | 288,552.19 | 580,954.91 | 288,552.19 | 06/30/2024 | 0.00 | 0.00 | 0.00 | 0.00 | 0.00 | 0.00 |
| TEXPRIME | TexPool Prime | 62,289,280.87 | 67,594,718.68 | 62,289,280.87 | 06/30/2024 | 4.50 | 5.46 | 852,122.05 | 0.00 | 0.00 | 852,122.05 |
| TOTAL | | 70,626,194.18 | 78,070,614.42 | 70,626,194.18 | | 4.59 | 5.44 | 913,822.10 | 105,059.17 | 0.00 | 1,018,881.26 |

| | | | | | | | | | | | |
|----------------------------------|---|--------------|--------------|--------------|------------|------|------|-----------|-----------|------|-----------|
| CAPITAL IMPROVEMENT FUNDS | | | | | | | | | | | |
| 172059893 | East West Bank 5.22% 05/20/2025 | 4,000,000.00 | 0.00 | 4,000,000.00 | 05/20/2025 | 5.22 | 5.22 | 6,292.60 | 0.00 | 0.00 | 6,292.60 |
| 172112681 | East West Bank 5.36% 02/20/2025 | 4,529,426.56 | 0.00 | 4,529,426.56 | 02/20/2025 | 5.36 | 5.36 | 36,743.14 | 0.00 | 0.00 | 36,743.14 |
| 172275982 | East West Bank 5.5% 08/20/2024 | 500,000.00 | 0.00 | 500,000.00 | 08/20/2024 | 5.50 | 5.50 | 828.77 | 0.00 | 0.00 | 828.77 |
| 172962585 | East West Bank 5.49% 11/20/2024 | 1,512,068.24 | 0.00 | 1,512,068.24 | 11/20/2024 | 5.49 | 5.49 | 14,569.99 | 0.00 | 0.00 | 14,569.99 |
| 22533TML7 | Credit Agricole Corporate And Investment Bank, New 0.0 12/20/2024 | 500,000.00 | 0.00 | 487,315.00 | 12/20/2024 | 0.00 | 5.47 | 0.00 | 3,023.75 | 0.00 | 3,023.75 |
| 22533TML7 | Credit Agricole Corporate And Investment Bank, New 0.0 12/20/2024 | 3,250,000.00 | 0.00 | 3,167,547.50 | 12/20/2024 | 0.00 | 5.47 | 0.00 | 19,654.37 | 0.00 | 19,654.37 |
| 3130AMEP3 | FEDERAL HOME LOAN BANKS 0.4 05/24/2024 | 0.00 | 4,500,000.00 | 0.00 | 05/24/2024 | 0.40 | 0.40 | 2,650.00 | 0.00 | 0.00 | 2,650.00 |
| 3130AMQQ8 | FEDERAL HOME LOAN BANKS 0.35 04/23/2024 | 0.00 | 4,000,000.00 | 0.00 | 04/23/2024 | 0.35 | 0.35 | 855.56 | 0.00 | 0.00 | 855.56 |
| 3130AMZ88 | FEDERAL HOME LOAN BANKS 0.52 07/12/2024 | 4,000,000.00 | 4,000,000.00 | 4,000,000.00 | 07/12/2024 | 0.52 | 0.52 | 5,200.00 | 0.00 | 0.00 | 5,200.00 |
| 3130ANTJ9 | FHLBANKS 0.510 09/16/24 '24 | 4,500,000.00 | 4,500,000.00 | 4,500,000.00 | 09/16/2024 | 0.51 | 0.51 | 5,737.50 | 0.00 | 0.00 | 5,737.50 |
| 3130AQRX3 | FHLBANKS 1.750 02/18/26 '24 | 5,000,000.00 | 5,000,000.00 | 5,000,000.00 | 02/18/2026 | 1.75 | 1.75 | 21,875.00 | 0.00 | 0.00 | 21,875.00 |
| 3130AQSND4 | FHLBANKS 1.625 02/25/25 '24 | 3,500,000.00 | 3,500,000.00 | 3,500,000.00 | 02/25/2025 | 1.63 | 1.62 | 14,218.75 | 0.00 | 0.00 | 14,218.75 |
| 3130ARJ44 | FEDERAL HOME LOAN BANKS 2.4 04/22/2024 | 0.00 | 500,000.00 | 0.00 | 04/22/2024 | 2.40 | 2.40 | 700.00 | 0.00 | 0.00 | 700.00 |
| 3130ARJ69 | FEDERAL HOME LOAN BANKS 2.5 07/22/2024 | 500,000.00 | 500,000.00 | 500,000.00 | 07/22/2024 | 2.50 | 2.50 | 3,125.00 | 0.00 | 0.00 | 3,125.00 |
| 3130AXAF5 | FHLBANKS 5.375 09/18/24 | 4,500,000.00 | 4,498,196.33 | 4,499,161.82 | 09/18/2024 | 5.38 | 5.46 | 60,468.75 | 965.50 | 0.00 | 61,434.25 |
| 3130AXAP3 | FHLBANKS 5.750 09/21/26 '24 | 4,000,000.00 | 3,999,175.66 | 3,999,258.74 | 09/21/2026 | 5.75 | 5.76 | 57,500.00 | 83.07 | 0.00 | 57,583.07 |



Earnings by Fund

| CUSIP | DESCRIPTION | ENDING PAR VALUE | BEGINNING BOOK VALUE | ENDING BOOK VALUE | FINAL MATURITY | COUPON RATE | YIELD | INTEREST EARNED | NET AMORTIZATION/ ACCRETION INCOME | NET REALIZED GAIN/LOSS | ADJUSTED INTEREST EARNINGS |
|--------------|--|-----------------------|-----------------------|-----------------------|----------------|-------------|-------------|---------------------|------------------------------------|------------------------|----------------------------|
| 3130AXAV0 | FHLBANKS 5.630 08/13/25 CALD | 0.00 | 2,000,000.00 | 0.00 | 08/13/2025 | 5.63 | 5.63 | 5,942.77 | 0.00 | 0.00 | 5,942.77 |
| 3133ENUS7 | FEDERAL FARM CREDIT BANKS FUNDING CORP 2.58 04/18/2024 | 0.00 | 7,999,432.27 | 0.00 | 04/18/2024 | 2.58 | 2.73 | 9,746.67 | 567.73 | 0.00 | 10,314.39 |
| 3133EPVY8 | FED FARM CR BNKS 5.000 09/15/25 | 4,500,000.00 | 4,493,801.59 | 4,494,861.85 | 09/15/2025 | 5.00 | 5.10 | 56,250.00 | 1,060.25 | 0.00 | 57,310.25 |
| 3133ERDZ1 | FED FARM CR BNKS 4.750 05/08/26 | 2,750,000.00 | 0.00 | 2,744,085.69 | 05/08/2026 | 4.75 | 4.87 | 14,513.89 | 358.71 | 0.00 | 14,872.60 |
| 3133ERFJ5 | FED FARM CR BNKS 4.500 05/20/27 | 4,750,000.00 | 0.00 | 4,726,705.74 | 05/20/2027 | 4.50 | 4.68 | 24,343.75 | 906.99 | 0.00 | 25,250.74 |
| 62479LFB6 | MUFG Bank, Ltd. - New York Branch 0.0 06/11/2024 | 0.00 | 4,944,481.94 | 0.00 | 06/11/2024 | 0.00 | 5.83 | 0.00 | 55,518.06 | 0.00 | 55,518.06 |
| 62479LKM6 | MUFG Bank, Ltd. - New York Branch 0.0 10/21/2024 | 4,000,000.00 | 0.00 | 3,933,671.11 | 10/21/2024 | 0.00 | 5.46 | 0.00 | 24,281.11 | 0.00 | 24,281.11 |
| 62479LKM6 | MUFG Bank, Ltd. - New York Branch 0.0 10/21/2024 | 500,000.00 | 0.00 | 491,708.89 | 10/21/2024 | 0.00 | 5.46 | 0.00 | 3,035.14 | 0.00 | 3,035.14 |
| 62479LNM3 | MUFG BANK NY 01/21/25 | 1,250,000.00 | 0.00 | 1,212,741.66 | 01/21/2025 | 0.00 | 5.43 | 0.00 | 7,488.19 | 0.00 | 7,488.19 |
| 912797FS1 | UNITED STATES TREASURY 0.0 06/13/2024 | 0.00 | 9,894,940.83 | 0.00 | 06/13/2024 | 0.00 | 5.43 | 0.00 | 105,059.17 | 0.00 | 105,059.17 |
| 912797GL5 | US TREASURY BILL 09/05/24 | 10,000,000.00 | 9,776,253.19 | 9,905,940.83 | 09/05/2024 | 0.00 | 5.42 | 0.00 | 129,687.64 | 0.00 | 129,687.64 |
| 91282CCX7 | US TREASURY 0.375 09/15/24 | 3,755,500.00 | 3,695,320.45 | 3,728,112.90 | 09/15/2024 | 0.38 | 3.99 | 3,482.51 | 32,792.45 | 0.00 | 36,274.96 |
| 99996 | Plains Capital Bank Demand | 1,941,923.53 | 3,552,182.26 | 1,941,923.53 | 06/30/2024 | 0.00 | 0.00 | 0.00 | 0.00 | 0.00 | 0.00 |
| TEXPRIME | TexPool Prime | 108,441,021.06 | 104,119,906.50 | 108,441,021.06 | 06/30/2024 | 4.50 | 5.46 | 1,477,669.56 | 0.00 | 0.00 | 1,477,669.56 |
| TOTAL | | 182,179,939.39 | 185,473,691.03 | 181,815,551.13 | | 3.69 | 4.92 | 1,822,714.21 | 384,482.13 | 0.00 | 2,207,196.34 |

| DEBT SERVICE FUNDS | | | | | | | | | | | |
|--------------------|----------------------------|----------------------|---------------------|----------------------|------------|-------------|-------------|-------------------|-------------|-------------|-------------------|
| 99996 | Plains Capital Bank Demand | 144,073.60 | 188,094.90 | 144,073.60 | 06/30/2024 | 0.00 | 0.00 | 0.00 | 0.00 | 0.00 | 0.00 |
| TEXPRIME | TexPool Prime | 12,445,548.88 | 8,716,981.16 | 12,445,548.88 | 06/30/2024 | 4.50 | 5.46 | 148,051.38 | 0.00 | 0.00 | 148,051.38 |
| TOTAL | | 12,589,622.48 | 8,905,076.06 | 12,589,622.48 | | 4.45 | 5.40 | 148,051.38 | 0.00 | 0.00 | 148,051.38 |

| GRANT FUNDS | | | | | | | | | | | |
|--------------|---------------|-------------------|-------------------|-------------------|------------|-------------|-------------|-----------------|-------------|-------------|-----------------|
| TEXPRIME | TexPool Prime | 478,142.39 | 471,687.96 | 478,142.39 | 06/30/2024 | 4.50 | 5.46 | 6,454.43 | 0.00 | 0.00 | 6,454.43 |
| TOTAL | | 478,142.39 | 471,687.96 | 478,142.39 | | 4.50 | 5.46 | 6,454.43 | 0.00 | 0.00 | 6,454.43 |

| OPERATING FUNDS | | | | | | | | | | | |
|-----------------|--|--|--|--|--|--|--|--|--|--|--|
|-----------------|--|--|--|--|--|--|--|--|--|--|--|



Earnings by Fund

| CUSIP | DESCRIPTION | ENDING PAR VALUE | BEGINNING BOOK VALUE | ENDING BOOK VALUE | FINAL MATURITY | COUPON RATE | YIELD | INTEREST EARNED | NET AMORTIZATION/ ACCRETION INCOME | NET REALIZED GAIN/LOSS | ADJUSTED INTEREST EARNINGS |
|------------|---|------------------|----------------------|-------------------|----------------|-------------|-------|-----------------|------------------------------------|------------------------|----------------------------|
| 172059893 | East West Bank 5.22% 05/20/2025 | 6,057,365.30 | 0.00 | 6,057,365.30 | 05/20/2025 | 5.22 | 5.22 | 66,894.45 | 0.00 | 0.00 | 66,894.45 |
| 172112681 | East West Bank 5.36% 02/20/2025 | 500,000.00 | 0.00 | 500,000.00 | 02/20/2025 | 5.36 | 5.36 | 807.67 | 0.00 | 0.00 | 807.67 |
| 22533TML7 | Credit Agricole Corporate And Investment Bank, New 0.0 12/20/2024 | 1,250,000.00 | 0.00 | 1,218,287.50 | 12/20/2024 | 0.00 | 5.47 | 0.00 | 7,559.38 | 0.00 | 7,559.38 |
| 3130AMEP3 | FEDERAL HOME LOAN BANKS 0.4 05/24/2024 | 0.00 | 5,500,000.00 | 0.00 | 05/24/2024 | 0.40 | 0.40 | 3,238.89 | 0.00 | 0.00 | 3,238.89 |
| 3130AMQQ8 | FEDERAL HOME LOAN BANKS 0.35 04/23/2024 | 0.00 | 6,000,000.00 | 0.00 | 04/23/2024 | 0.35 | 0.35 | 1,283.33 | 0.00 | 0.00 | 1,283.33 |
| 3130AMZ88 | FEDERAL HOME LOAN BANKS 0.52 07/12/2024 | 6,000,000.00 | 6,000,000.00 | 6,000,000.00 | 07/12/2024 | 0.52 | 0.52 | 7,800.00 | 0.00 | 0.00 | 7,800.00 |
| 3130ANTJ9 | FEDERAL HOME LOAN BANKS 0.51 09/16/2024 | 5,500,000.00 | 5,500,000.00 | 5,500,000.00 | 09/16/2024 | 0.51 | 0.51 | 7,012.50 | 0.00 | 0.00 | 7,012.50 |
| 3130AQRX3 | FHLBANKS 1.750 02/18/26 '24 | 5,000,000.00 | 5,000,000.00 | 5,000,000.00 | 02/18/2026 | 1.75 | 1.75 | 21,875.00 | 0.00 | 0.00 | 21,875.00 |
| 3130AQSND4 | FHLBANKS 1.625 02/25/25 '24 | 1,500,000.00 | 1,500,000.00 | 1,500,000.00 | 02/25/2025 | 1.63 | 1.62 | 6,093.75 | 0.00 | 0.00 | 6,093.75 |
| 3130AQWU3 | FHLBANKS 2.000 02/27/26 '24 | 10,000,000.00 | 10,000,000.00 | 10,000,000.00 | 02/27/2026 | 2.00 | 2.00 | 50,000.00 | 0.00 | 0.00 | 50,000.00 |
| 3130ARJ44 | FEDERAL HOME LOAN BANKS 2.4 04/22/2024 | 0.00 | 9,500,000.00 | 0.00 | 04/22/2024 | 2.40 | 2.40 | 13,300.00 | 0.00 | 0.00 | 13,300.00 |
| 3130ARJ69 | FEDERAL HOME LOAN BANKS 2.5 07/22/2024 | 9,500,000.00 | 9,500,000.00 | 9,500,000.00 | 07/22/2024 | 2.50 | 2.50 | 59,375.00 | 0.00 | 0.00 | 59,375.00 |
| 3130ARVV0 | FHLBANKS 3.500 05/19/25 '24 | 5,550,000.00 | 5,550,000.00 | 5,550,000.00 | 05/19/2025 | 3.50 | 3.50 | 48,562.50 | 0.00 | 0.00 | 48,562.50 |
| 3130AXAF5 | FEDERAL HOME LOAN BANKS 5.375 09/18/2024 | 500,000.00 | 499,799.59 | 499,906.87 | 09/18/2024 | 5.38 | 5.46 | 6,718.75 | 107.28 | 0.00 | 6,826.03 |
| 3130AXAP3 | FHLBANKS 5.750 09/21/26 CALD | 11,000,000.00 | 10,997,733.08 | 10,997,961.53 | 09/21/2026 | 5.75 | 5.76 | 158,125.00 | 228.45 | 0.00 | 158,353.45 |
| 3130AXAV0 | FHLBANKS 5.630 08/13/25 CALD | 0.00 | 3,000,000.00 | 0.00 | 08/13/2025 | 5.63 | 5.63 | 8,914.17 | 0.00 | 0.00 | 8,914.17 |
| 3133ENUS7 | FEDERAL FARM CREDIT BANKS FUNDING CORP 2.58 04/18/2024 | 0.00 | 1,999,858.07 | 0.00 | 04/18/2024 | 2.58 | 2.73 | 2,436.67 | 141.93 | 0.00 | 2,578.60 |
| 3133EPVY8 | FED FARM CR BNKS 5.000 09/15/25 | 500,000.00 | 499,311.29 | 499,429.09 | 09/15/2025 | 5.00 | 5.10 | 6,250.00 | 117.81 | 0.00 | 6,367.81 |
| 3133ERDZ1 | FED FARM CR BNKS 4.750 05/08/26 | 7,250,000.00 | 0.00 | 7,234,407.72 | 05/08/2026 | 4.75 | 4.87 | 38,263.88 | 945.69 | 0.00 | 39,209.57 |
| 3133EREB3 | FED FARM CR BNKS 4.500 05/09/28 | 10,000,000.00 | 0.00 | 9,970,848.86 | 05/09/2028 | 4.50 | 4.58 | 50,000.00 | 848.86 | 0.00 | 50,848.86 |
| 3133ERFJ5 | FED FARM CR BNKS 4.500 05/20/27 | 5,250,000.00 | 0.00 | 5,224,253.72 | 05/20/2027 | 4.50 | 4.68 | 26,906.25 | 1,002.47 | 0.00 | 27,908.72 |
| 62479LKM6 | MUFG Bank, Ltd. - New York Branch 0.0 10/21/2024 | 500,000.00 | 0.00 | 491,708.89 | 10/21/2024 | 0.00 | 5.46 | 0.00 | 3,035.14 | 0.00 | 3,035.14 |
| 62479LNM3 | MUFG BANK NY 01/21/25 | 3,750,000.00 | 0.00 | 3,638,225.00 | 01/21/2025 | 0.00 | 5.43 | 0.00 | 22,464.58 | 0.00 | 22,464.58 |
| 91282CCX7 | UNITED STATES TREASURY 0.375 09/15/2024 | 1,609,500.00 | 1,583,708.77 | 1,597,762.67 | 09/15/2024 | 0.38 | 3.99 | 1,492.51 | 14,053.91 | 0.00 | 15,546.41 |



Earnings by Fund

| CUSIP | DESCRIPTION | ENDING PAR VALUE | BEGINNING BOOK VALUE | ENDING BOOK VALUE | FINAL MATURITY | COUPON RATE | YIELD | INTEREST EARNED | NET AMORTIZATION/ ACCRETION INCOME | NET REALIZED GAIN/LOSS | ADJUSTED INTEREST EARNINGS |
|--------------------|----------------------------|-----------------------|-----------------------|-----------------------|----------------|-------------|-------------|---------------------|------------------------------------|------------------------|----------------------------|
| 99996 | Plains Capital Bank Demand | 6,867,932.87 | 6,564,479.85 | 6,867,932.87 | 06/30/2024 | 0.00 | 0.00 | 0.00 | 0.00 | 0.00 | 0.00 |
| TEXPRIME | TexPool Prime | 125,341,002.12 | 143,641,138.02 | 125,341,002.12 | 06/30/2024 | 4.50 | 5.46 | 1,935,140.89 | 0.00 | 0.00 | 1,935,140.89 |
| TOTAL | | 223,425,800.29 | 232,836,028.66 | 223,189,092.13 | | 3.82 | 4.53 | 2,520,491.20 | 50,505.48 | 0.00 | 2,570,996.69 |
| OTHER FUNDS | | | | | | | | | | | |
| 99996 | Plains Capital Bank Demand | 1,841,803.01 | 1,974,305.48 | 1,841,803.01 | 06/30/2024 | 0.00 | 0.00 | 0.00 | 0.00 | 0.00 | 0.00 |
| TEXPRIME | TexPool Prime | 12,332,543.85 | 12,359,512.80 | 12,332,543.85 | 06/30/2024 | 4.50 | 5.46 | 167,031.05 | 0.00 | 0.00 | 167,031.05 |
| TOTAL | | 14,174,346.86 | 14,333,818.28 | 14,174,346.86 | | 3.91 | 4.75 | 167,031.05 | 0.00 | 0.00 | 167,031.05 |
| GRAND TOTAL | | 503,474,045.59 | 520,090,916.41 | 502,872,949.17 | | 3.90 | 4.83 | 5,578,564.37 | 540,046.79 | 0.00 | 6,118,611.15 |

Projected Cashflows

For the Period July 01, 2024 to December 31, 2024

| CUSIP | DESCRIPTION | POST DATE | TRANSACTION TYPE | AMOUNT |
|---|---|------------|------------------|---------------------|
| BOND CON, RESERVE & CONT FUNDS | | | | |
| AUG 2024 | | | | |
| 172275982 | East West Bank | 08/20/2024 | Maturity | 7,548,361.12 |
| AUG 2024 TOTAL | | | | 7,548,361.12 |
| OCT 2024 | | | | |
| 172962585 | East West Bank | 10/21/2024 | Coupon | 2,256.16 |
| OCT 2024 TOTAL | | | | 2,256.16 |
| BOND CON, RESERVE & CONT FUNDS TOTAL | | | | 7,550,617.28 |
| CAPITAL IMPROVEMENT FUNDS | | | | |
| JUL 2024 | | | | |
| 3130AMZ88 | FEDERAL HOME LOAN BANKS 0.52 07/12/2024 | 07/12/2024 | Coupon | 10,400.00 |
| 3130AMZ88 | FEDERAL HOME LOAN BANKS 0.52 07/12/2024 | 07/12/2024 | Maturity | 4,000,000.00 |
| 3130ARJ69 | FEDERAL HOME LOAN BANKS 2.5 07/22/2024 | 07/22/2024 | Coupon | 3,125.00 |
| 3130ARJ69 | FEDERAL HOME LOAN BANKS 2.5 07/22/2024 | 07/22/2024 | Maturity | 500,000.00 |
| JUL 2024 TOTAL | | | | 4,513,525.00 |
| AUG 2024 | | | | |
| 3130AQRX3 | FHLBANKS 1.750 02/18/26 '24 | 08/19/2024 | Coupon | 43,750.00 |
| 172275982 | East West Bank | 08/20/2024 | Maturity | 500,000.00 |
| 3130AXAP3 | FHLBANKS 5.750 09/21/26 CALD | 08/23/2024 | Coupon | 97,111.11 |
| 3130AQSN4 | FHLBANKS 1.625 02/25/25 '24 | 08/26/2024 | Coupon | 28,437.50 |
| AUG 2024 TOTAL | | | | 669,298.61 |
| SEP 2024 | | | | |
| 912797GL5 | UNITED STATES TREASURY 0.0 09/05/2024 | 09/05/2024 | Maturity | 10,000,000.00 |
| 3133EPVY8 | FED FARM CR BNKS 5.000 09/15/25 | 09/16/2024 | Coupon | 112,500.00 |

Projected Cashflows

For the Period July 01, 2024 to December 31, 2024

| CUSIP | DESCRIPTION | POST DATE | TRANSACTION TYPE | AMOUNT |
|-----------------------|---|------------|------------------|----------------------|
| 91282CCX7 | UNITED STATES TREASURY 0.375 09/15/2024 | 09/16/2024 | Coupon | 7,041.56 |
| 91282CCX7 | UNITED STATES TREASURY 0.375 09/15/2024 | 09/16/2024 | Maturity | 3,755,500.00 |
| 3130ANTJ9 | FEDERAL HOME LOAN BANKS 0.51 09/16/2024 | 09/16/2024 | Maturity | 4,500,000.00 |
| 3130ANTJ9 | FEDERAL HOME LOAN BANKS 0.51 09/16/2024 | 09/16/2024 | Coupon | 11,475.00 |
| 3130AXAF5 | FEDERAL HOME LOAN BANKS 5.375 09/18/2024 | 09/18/2024 | Maturity | 4,500,000.00 |
| 3130AXAF5 | FEDERAL HOME LOAN BANKS 5.375 09/18/2024 | 09/18/2024 | Coupon | 120,937.50 |
| SEP 2024 TOTAL | | | | 23,007,454.06 |
| OCT 2024 | | | | |
| 62479LKM6 | MUFG Bank, Ltd. - New York Branch 0.0 10/21/2024 | 10/21/2024 | Maturity | 4,500,000.00 |
| OCT 2024 TOTAL | | | | 4,500,000.00 |
| DEC 2024 | | | | |
| 22533TML7 | Credit Agricole Corporate And Investment Bank, New 0.0 12/20/2024 | 12/20/2024 | Maturity | 3,750,000.00 |
| DEC 2024 TOTAL | | | | 3,750,000.00 |
| JAN 2025 | | | | |
| 172112681 | 5.36% 02/20/2025 | 01/20/2025 | Coupon | 20,619.44 |
| 172059893 | 5.22% 05/20/2025 | 01/20/2025 | Coupon | 17,733.70 |
| JAN 2025 TOTAL | | | | 38,353.14 |
| FEB 2025 | | | | |
| 3130AQRX3 | FHLBANKS 1.750 02/18/26 '24 | 02/18/2025 | Coupon | 43,750.00 |
| 172112681 | 5.36% 02/20/2025 | 02/20/2025 | Final Maturity | 4,529,426.56 |
| 172112681 | 5.36% 02/20/2025 | 02/20/2025 | Coupon | 20,619.44 |
| 172059893 | 5.22% 05/20/2025 | 02/20/2025 | Coupon | 17,733.70 |
| 3130AQS4 | FHLBANKS 1.625 02/25/25 '24 | 02/25/2025 | Final Maturity | 3,500,000.00 |
| 3130AQS4 | FHLBANKS 1.625 02/25/25 '24 | 02/25/2025 | Coupon | 28,437.50 |
| FEB 2025 TOTAL | | | | 8,139,967.20 |

Projected Cashflows

For the Period July 01, 2024 to December 31, 2024

| CUSIP | DESCRIPTION | POST DATE | TRANSACTION TYPE | AMOUNT |
|--|---|------------|------------------|----------------------|
| MAR 2025 | | | | |
| 3133EPVY8 | FED FARM CRBNKS 5.000 09/15/25 | 03/17/2025 | Coupon | 112,500.00 |
| 172059893 | 5.22% 05/20/2025 | 03/20/2025 | Coupon | 16,017.53 |
| MAR 2025 TOTAL | | | | 128,517.53 |
| CAPITAL IMPROVEMENT FUNDS TOTAL | | | | 44,747,115.54 |
| OPERATING FUNDS | | | | |
| JUL 2024 | | | | |
| 3130AMZ88 | FEDERAL HOME LOAN BANKS 0.52 07/12/2024 | 07/12/2024 | Coupon | 15,600.00 |
| 3130AMZ88 | FEDERAL HOME LOAN BANKS 0.52 07/12/2024 | 07/12/2024 | Maturity | 6,000,000.00 |
| 172059893 | East West Bank | 07/20/2024 | Coupon | 44,684.36 |
| 172112681 | East West Bank | 07/20/2024 | Coupon | 22,924.65 |
| 172275982 | East West Bank | 07/22/2024 | Coupon | 37,680.87 |
| 172962585 | East West Bank | 07/22/2024 | Coupon | 9,402.95 |
| 3130ARJ69 | FEDERAL HOME LOAN BANKS 2.5 07/22/2024 | 07/22/2024 | Maturity | 9,500,000.00 |
| 3130ARJ69 | FEDERAL HOME LOAN BANKS 2.5 07/22/2024 | 07/22/2024 | Coupon | 59,375.00 |
| JUL 2024 TOTAL | | | | 15,689,667.83 |
| AUG 2024 | | | | |
| 3130AQRX3 | FHLBANKS 1.750 02/18/26 '24 | 08/19/2024 | Coupon | 43,750.00 |
| 172275982 | East West Bank | 08/20/2024 | Maturity | 37,680.87 |
| 3130AXAP3 | FHLBANKS 5.750 09/21/26 CALD | 08/23/2024 | Coupon | 267,055.56 |
| 3130AQSN4 | FHLBANKS 1.625 02/25/25 '24 | 08/26/2024 | Coupon | 12,187.50 |
| 3130AQWU3 | FHLBANKS 2.000 02/27/26 '24 | 08/27/2024 | Coupon | 100,000.00 |
| AUG 2024 TOTAL | | | | 460,673.93 |
| SEP 2024 | | | | |

Projected Cashflows

For the Period July 01, 2024 to December 31, 2024

| CUSIP | DESCRIPTION | POST DATE | TRANSACTION TYPE | AMOUNT |
|-----------------------|---|------------|------------------|---------------------|
| 91282CCX7 | UNITED STATES TREASURY 0.375 09/15/2024 | 09/16/2024 | Coupon | 3,017.81 |
| 3130ANTJ9 | FEDERAL HOME LOAN BANKS 0.51 09/16/2024 | 09/16/2024 | Coupon | 14,025.00 |
| 91282CCX7 | UNITED STATES TREASURY 0.375 09/15/2024 | 09/16/2024 | Maturity | 1,609,500.00 |
| 3133EPVY8 | FED FARM CRBNKS 5.000 09/15/25 | 09/16/2024 | Coupon | 12,500.00 |
| 3130ANTJ9 | FEDERAL HOME LOAN BANKS 0.51 09/16/2024 | 09/16/2024 | Maturity | 5,500,000.00 |
| 3130AXAF5 | FEDERAL HOME LOAN BANKS 5.375 09/18/2024 | 09/18/2024 | Maturity | 500,000.00 |
| 3130AXAF5 | FEDERAL HOME LOAN BANKS 5.375 09/18/2024 | 09/18/2024 | Coupon | 13,437.50 |
| 172059893 | East West Bank | 09/20/2024 | Coupon | 44,786.67 |
| SEP 2024 TOTAL | | | | 7,697,266.98 |
| OCT 2024 | | | | |
| 62479LKM6 | MUFG Bank, Ltd. - New York Branch 0.0 10/21/2024 | 10/21/2024 | Maturity | 500,000.00 |
| 172059893 | East West Bank | 10/21/2024 | Coupon | 43,341.94 |
| OCT 2024 TOTAL | | | | 543,341.94 |
| NOV 2024 | | | | |
| 3133ERDZ1 | FED FARM CRBNKS 4.750 05/08/26 | 11/08/2024 | Coupon | 237,500.00 |
| 3133EREB3 | FED FARM CRBNKS 4.500 05/09/28 | 11/12/2024 | Coupon | 225,000.00 |
| 3130ARVV0 | FHLBANKS 3.500 05/19/25 '24 | 11/19/2024 | Coupon | 97,125.00 |
| 3133ERFJ5 | FED FARM CRBNKS 4.500 05/20/27 | 11/20/2024 | Coupon | 225,000.00 |
| NOV 2024 TOTAL | | | | 784,625.00 |
| DEC 2024 | | | | |
| 22533TML7 | Credit Agricole Corporate And Investment Bank, New 0.0 12/20/2024 | 12/20/2024 | Maturity | 1,250,000.00 |
| DEC 2024 TOTAL | | | | 1,250,000.00 |
| JAN 2025 | | | | |
| 172059893 | 5.22% 05/20/2025 | 01/20/2025 | Coupon | 27,052.98 |
| 172112681 | 5.36% 02/20/2025 | 01/20/2025 | Coupon | 2,380.52 |

Projected Cashflows

For the Period July 01, 2024 to December 31, 2024

| CUSIP | DESCRIPTION | POST DATE | TRANSACTION TYPE | AMOUNT |
|------------------------------|--------------------------------|------------|------------------|----------------------|
| 62479LNM3 | MUFG BANK NY 01/21/25 | 01/21/2025 | Final Maturity | 5,000,000.00 |
| JAN 2025 TOTAL | | | | 5,029,433.50 |
| FEB 2025 | | | | |
| 3130AQRX3 | FHLBANKS 1.750 02/18/26 '24 | 02/18/2025 | Coupon | 43,750.00 |
| 172112681 | 5.36% 02/20/2025 | 02/20/2025 | Final Maturity | 522,924.65 |
| 172059893 | 5.22% 05/20/2025 | 02/20/2025 | Coupon | 27,052.98 |
| 172112681 | 5.36% 02/20/2025 | 02/20/2025 | Coupon | 2,380.52 |
| 3130AQSN4 | FHLBANKS 1.625 02/25/25 '24 | 02/25/2025 | Coupon | 12,187.50 |
| 3130AQSN4 | FHLBANKS 1.625 02/25/25 '24 | 02/25/2025 | Final Maturity | 1,500,000.00 |
| 3130AQWU3 | FHLBANKS 2.000 02/27/26 '24 | 02/27/2025 | Coupon | 100,000.00 |
| FEB 2025 TOTAL | | | | 2,208,295.65 |
| MAR 2025 | | | | |
| 3133EPVY8 | FED FARM CRBNKS 5.000 09/15/25 | 03/17/2025 | Coupon | 12,500.00 |
| 172059893 | 5.22% 05/20/2025 | 03/20/2025 | Coupon | 24,434.95 |
| MAR 2025 TOTAL | | | | 36,934.95 |
| OPERATING FUNDS TOTAL | | | | 33,700,239.78 |
| GRAND TOTAL | | | | 85,997,972.60 |



Change in Value

| IDENTIFIER | ISSUER PAR VALUE | YIELD | TRADE DATE MATURITY DATE | INTEREST ACCRUAL INTEREST RECEIVED | BEGINNING BOOK VALUE BEGINNING MARKET VALUE | PURCHASES/ ADDITIONS | REDEMPTIONS | CHANGE IN BOOK VALUE CHANGE IN MARKET VALUE | ENDING BOOK VALUE ENDING MARKET VALUE |
|---|--|-------------|-----------------------------|--|--|-------------------------|------------------------|--|--|
| BOND CON, RESERVE & CONT FUNDS | | | | | | | | | |
| 912797FS1 | UNITED STATES TREASURY 0.0 06/13/2024 0.00 | 5.43 | 09/19/2023 06/13/2024 | 0.00 0.00 | 9,894,940.83 9,894,417.00 | 0.00 | (10,000,000.00) | (9,894,940.83) (9,894,417.00) | 0.00 0.00 |
| TEXPRIME | TexPool Prime 62,289,280.87 | 5.46 | 06/30/2024 | 852,122.05 852,122.05 | 67,594,718.68 67,594,718.68 | 8,287,644.68 | (13,593,082.49) | (5,305,437.81) (5,305,437.81) | 62,289,280.87 62,289,280.87 |
| 99996 | Plains Capital Bank Demand 288,552.19 | 0.00 | 06/30/2024 | 0.00 0.00 | 580,954.91 580,954.91 | 962,680.74 | (1,255,083.46) | (292,402.72) (292,402.72) | 288,552.19 288,552.19 |
| 172275982 | East West Bank 7,500,000.00 | 5.50 | 05/22/2024 08/20/2024 | 60,734.34 48,302.83 | 0.00 0.00 | 7,500,000.00 | 0.00 | 7,500,000.00 7,500,000.00 | 7,500,000.00 7,500,000.00 |
| 172275982 | East West Bank 36,298.15 | 5.50 | 06/20/2024 08/20/2024 | 60.17 0.00 | 0.00 0.00 | 36,298.15 | 0.00 | 36,298.15 36,298.15 | 36,298.15 36,298.15 |
| 172275982 | East West Bank 12,062.97 | 5.50 | 05/23/2024 08/20/2024 | 78.28 58.29 | 0.00 0.00 | 12,062.97 | 0.00 | 12,062.97 12,062.97 | 12,062.97 12,062.97 |
| 172962585 | East West Bank 500,000.00 | 5.49 | 05/22/2024 11/20/2024 | 827.26 0.00 | 0.00 0.00 | 500,000.00 | 0.00 | 500,000.00 500,000.00 | 500,000.00 500,000.00 |
| TOTAL | | 5.44 | | 913,822.10 900,483.17 | 78,070,614.42 78,070,090.59 | 17,298,686.54 | (24,848,165.95) | (7,444,420.24) (7,443,896.41) | 70,626,194.18 70,626,194.18 |

CAPITAL IMPROVEMENT FUNDS

| | | | | | | | | | |
|-----------|---|------|--------------------------|------------------------|------------------------------|------------|-----------------|----------------------------------|------------------------------|
| 3133ENUS7 | FEDERAL FARM CREDIT BANKS FUNDING CORP 2.58 04/18/2024 0.00 | 2.73 | 04/25/2022 04/18/2024 | 9,746.67 103,200.00 | 7,999,432.27 7,988,240.00 | 0.00 | (8,000,000.00) | (7,999,432.27) (7,988,240.00) | 0.00 0.00 |
| 3130ARJ44 | FEDERAL HOME LOAN BANKS 2.4 04/22/2024 0.00 | 2.40 | 03/24/2022 04/22/2024 | 700.00 6,000.00 | 500,000.00 499,085.00 | 0.00 | (500,000.00) | (500,000.00) (499,085.00) | 0.00 0.00 |
| 3130AMQQ8 | FEDERAL HOME LOAN BANKS 0.35 04/23/2024 0.00 | 0.35 | 06/21/2021 04/23/2024 | 855.56 4,666.67 | 4,000,000.00 3,987,200.00 | 0.00 | (4,000,000.00) | (4,000,000.00) (3,987,200.00) | 0.00 0.00 |
| 3130AMEP3 | FEDERAL HOME LOAN BANKS 0.4 05/24/2024 0.00 | 0.40 | 05/17/2021 05/24/2024 | 2,650.00 9,000.00 | 4,500,000.00 4,463,550.00 | 0.00 | (4,500,000.00) | (4,500,000.00) (4,463,550.00) | 0.00 0.00 |
| 62479LFB6 | MUFG Bank, Ltd. - New York Branch 0.0 06/11/2024 0.00 | 5.83 | 09/18/2023 06/11/2024 | 0.00 0.00 | 4,944,481.94 4,944,481.94 | 0.00 | (5,000,000.00) | (4,944,481.94) (4,944,481.94) | 0.00 0.00 |
| 912797FS1 | UNITED STATES TREASURY 0.0 06/13/2024 0.00 | 5.43 | 09/19/2023 06/13/2024 | 0.00 0.00 | 9,894,940.83 9,894,417.00 | 0.00 | (10,000,000.00) | (9,894,940.83) (9,894,417.00) | 0.00 0.00 |
| 99996 | Plains Capital Bank Demand 1,941,923.53 | 0.00 | 06/30/2024 | 0.00 0.00 | 3,552,182.26 3,552,182.26 | 264,354.92 | (1,874,613.65) | (1,610,258.73) (1,610,258.73) | 1,941,923.53 1,941,923.53 |



Change in Value

| IDENTIFIER | ISSUER PAR VALUE | YIELD | TRADE DATE MATURITY DATE | INTEREST ACCRUAL INTEREST RECEIVED | BEGINNING BOOK VALUE BEGINNING MARKET VALUE | PURCHASES/ ADDITIONS | REDEMPTIONS | CHANGE IN BOOK VALUE CHANGE IN MARKET VALUE | ENDING BOOK VALUE ENDING MARKET VALUE |
|------------|--|-------|-----------------------------|---------------------------------------|--|-------------------------|-----------------|--|--|
| TEXPRIME | TexPool Prime 108,441,021.06 | 5.46 | 06/30/2024 | 1,477,669.56 1,477,669.56 | 104,119,906.50 104,119,906.50 | 26,911,824.10 | (22,590,709.54) | 4,321,114.56 4,321,114.56 | 108,441,021.06 108,441,021.06 |
| 3130AMZ88 | FEDERAL HOME LOAN BANKS 0.52 07/12/2024 4,000,000.00 | 0.52 | 06/21/2021 07/12/2024 | 5,200.00 0.00 | 4,000,000.00 3,942,760.00 | 0.00 | 0.00 | 0.00 51,440.00 | 4,000,000.00 3,994,200.00 |
| 3130ARJ69 | FEDERAL HOME LOAN BANKS 2.5 07/22/2024 500,000.00 | 2.50 | 03/24/2022 07/22/2024 | 3,125.00 6,250.00 | 500,000.00 495,050.00 | 0.00 | 0.00 | 0.00 4,155.00 | 500,000.00 499,205.00 |
| 172275982 | East West Bank 5.5% 08/20/2024 500,000.00 | 5.50 | 05/22/2024 08/20/2024 | 828.77 0.00 | 0.00 0.00 | 500,000.00 | 0.00 | 500,000.00 500,000.00 | 500,000.00 500,000.00 |
| 912797GL5 | US TREASURY BILL 09/05/24 10,000,000.00 | 5.42 | 09/19/2023 09/05/2024 | 0.00 0.00 | 9,776,253.19 9,776,774.70 | 0.00 | 0.00 | 129,687.64 127,698.10 | 9,905,940.83 9,904,472.80 |
| 91282CCX7 | US TREASURY 0.375 09/15/24 3,755,500.00 | 3.99 | 09/21/2022 09/15/2024 | 3,482.51 0.00 | 3,695,320.45 3,673,788.54 | 0.00 | 0.00 | 32,792.45 43,422.97 | 3,728,112.90 3,717,211.51 |
| 3130ANTJ9 | FHLBANKS 0.510 09/16/24 '24 4,500,000.00 | 0.51 | 08/20/2021 09/16/2024 | 5,737.50 0.00 | 4,500,000.00 4,396,680.00 | 0.00 | 0.00 | 0.00 54,675.00 | 4,500,000.00 4,451,355.00 |
| 3130AXAF5 | FHLBANKS 5.375 09/18/24 4,500,000.00 | 5.46 | 09/18/2023 09/18/2024 | 60,468.75 0.00 | 4,498,196.33 4,496,580.00 | 0.00 | 0.00 | 965.50 855.00 | 4,499,161.82 4,497,435.00 |
| 62479LKM6 | MUFG Bank, Ltd. - New York Branch 0.0 10/21/2024 500,000.00 | 5.46 | 05/21/2024 10/21/2024 | 0.00 0.00 | 0.00 0.00 | 488,673.75 | 0.00 | 491,708.89 491,708.89 | 491,708.89 491,708.89 |
| 62479LKM6 | MUFG Bank, Ltd. - New York Branch 0.0 10/21/2024 4,000,000.00 | 5.46 | 05/21/2024 10/21/2024 | 0.00 0.00 | 0.00 0.00 | 3,909,390.00 | 0.00 | 3,933,671.11 3,933,671.11 | 3,933,671.11 3,933,671.11 |
| 172962585 | East West Bank 5.49% 11/20/2024 9,057.98 | 5.49 | 06/20/2024 11/20/2024 | 14.99 0.00 | 0.00 0.00 | 9,057.98 | 0.00 | 9,057.98 9,057.98 | 9,057.98 9,057.98 |
| 172962585 | East West Bank 5.49% 11/20/2024 3,010.26 | 5.49 | 05/23/2024 11/20/2024 | 23.12 18.14 | 0.00 0.00 | 3,010.26 | 0.00 | 3,010.26 3,010.26 | 3,010.26 3,010.26 |
| 172962585 | East West Bank 5.49% 11/20/2024 1,500,000.00 | 5.49 | 05/22/2024 11/20/2024 | 14,531.88 12,050.10 | 0.00 0.00 | 1,500,000.00 | 0.00 | 1,500,000.00 1,500,000.00 | 1,500,000.00 1,500,000.00 |
| 22533TML7 | Credit Agricole Corporate And In- vestment Bank, New 0.0 12/20/2024 3,250,000.00 | 5.47 | 05/21/2024 12/20/2024 | 0.00 0.00 | 0.00 0.00 | 3,147,893.13 | 0.00 | 3,167,547.50 3,167,547.50 | 3,167,547.50 3,167,547.50 |
| 22533TML7 | Credit Agricole Corporate And In- vestment Bank, New 0.0 12/20/2024 500,000.00 | 5.47 | 05/21/2024 12/20/2024 | 0.00 0.00 | 0.00 0.00 | 484,291.25 | 0.00 | 487,315.00 487,315.00 | 487,315.00 487,315.00 |
| 62479LNM3 | MUFG BANK NY 01/21/25 1,250,000.00 | 5.43 | 05/21/2024 01/21/2025 | 0.00 0.00 | 0.00 0.00 | 1,205,253.47 | 0.00 | 1,212,741.66 1,212,741.67 | 1,212,741.66 1,212,741.67 |
| 172112681 | East West Bank 5.36% 02/20/2025 22,086.10 | 5.36 | 06/20/2024 02/20/2025 | 35.68 0.00 | 0.00 0.00 | 22,086.10 | 0.00 | 22,086.10 22,086.10 | 22,086.10 22,086.10 |
| 172112681 | East West Bank 5.36% 02/20/2025 7,340.46 | 5.36 | 05/23/2024 02/20/2025 | 47.83 35.97 | 0.00 0.00 | 7,340.46 | 0.00 | 7,340.46 7,340.46 | 7,340.46 7,340.46 |
| 172112681 | East West Bank 5.36% 02/20/2025 4,500,000.00 | 5.36 | 05/22/2024 02/20/2025 | 36,659.63 29,390.59 | 0.00 0.00 | 4,500,000.00 | 0.00 | 4,500,000.00 4,500,000.00 | 4,500,000.00 4,500,000.00 |
| 3130AQSN4 | FHLBANKS 1.625 02/25/25 '24 3,500,000.00 | 1.62 | 02/01/2022 02/25/2025 | 14,218.75 0.00 | 3,500,000.00 3,383,345.00 | 0.00 | 0.00 | 0.00 27,580.00 | 3,500,000.00 3,410,925.00 |



Change in Value

| IDENTIFIER | ISSUER PAR VALUE | YIELD | TRADE DATE MATURITY DATE | INTEREST ACCRUAL INTEREST RECEIVED | BEGINNING BOOK VALUE BEGINNING MARKET VALUE | PURCHASES/ ADDITIONS | REDEMPTIONS | CHANGE IN BOOK VALUE CHANGE IN MARKET VALUE | ENDING BOOK VALUE ENDING MARKET VALUE |
|--------------|--|-------------|-----------------------------|--|--|-------------------------|------------------------|--|--|
| 172059893 | East West Bank 5.22% 05/20/2025 4,000,000.00 | 5.22 | 05/22/2024 05/20/2025 | 6,292.60 0.00 | 0.00 0.00 | 4,000,000.00 | 0.00 | 4,000,000.00 4,000,000.00 | 4,000,000.00 4,000,000.00 |
| 3130AXAV0 | FHLBANKS 5.630 08/13/25 CALD 0.00 | 5.63 | 09/20/2023 08/13/2025 | 5,942.77 9,383.33 | 2,000,000.00 1,998,000.00 | 0.00 | (2,000,000.00) | (2,000,000.00) (1,998,000.00) | 0.00 0.00 |
| 3133EPVY8 | FED FARM CR BNKS 5.000 09/15/25 4,500,000.00 | 5.10 | 09/19/2023 09/15/2025 | 56,250.00 0.00 | 4,493,801.59 4,506,435.00 | 0.00 | 0.00 | 1,060.25 (12,420.00) | 4,494,861.85 4,494,015.00 |
| 3130AQRX3 | FHLBANKS 1.750 02/18/26 '24 5,000,000.00 | 1.75 | 02/01/2022 02/18/2026 | 21,875.00 0.00 | 5,000,000.00 4,720,100.00 | 0.00 | 0.00 | 0.00 16,150.00 | 5,000,000.00 4,736,250.00 |
| 3133ERDZ1 | FED FARM CR BNKS 4.750 05/08/26 2,750,000.00 | 4.87 | 05/21/2024 05/08/2026 | 14,513.89 0.00 | 0.00 0.00 | 2,743,726.98 | 0.00 | 2,744,085.69 2,745,710.00 | 2,744,085.69 2,745,710.00 |
| 3130AXAP3 | FHLBANKS 5.750 09/21/26 '24 4,000,000.00 | 5.76 | 09/21/2023 09/21/2026 | 57,500.00 0.00 | 3,999,175.66 3,997,000.00 | 0.00 | 0.00 | 83.07 (5,240.00) | 3,999,258.74 3,991,760.00 |
| 3133ERFJ5 | FED FARM CR BNKS 4.500 05/20/27 4,750,000.00 | 4.68 | 05/21/2024 05/20/2027 | 24,343.75 0.00 | 0.00 0.00 | 4,725,798.75 | 0.00 | 4,726,705.74 4,735,227.50 | 4,726,705.74 4,735,227.50 |
| TOTAL | | 4.92 | | 1,822,714.21 1,657,664.36 | 185,473,691.03 184,835,575.95 | 54,422,701.15 | (58,465,323.19) | (3,658,139.91) (3,440,385.57) | 181,815,551.13 181,395,190.38 |

| DEBT SERVICE FUNDS | | | | | | | | | |
|--------------------|--|-------------|------------|--|--|---------------------|---------------------|--|--|
| 99996 | Plains Capital Bank Demand 144,073.60 | 0.00 | 06/30/2024 | 0.00 0.00 | 188,094.90 188,094.90 | 91,917.72 | (135,939.02) | (44,021.30) (44,021.30) | 144,073.60 144,073.60 |
| TEXPRIME | TexPool Prime 12,445,548.88 | 5.46 | 06/30/2024 | 148,051.38 148,051.38 | 8,716,981.16 8,716,981.16 | 3,728,567.72 | 0.00 | 3,728,567.72 3,728,567.72 | 12,445,548.88 12,445,548.88 |
| TOTAL | | 5.40 | | 148,051.38 148,051.38 | 8,905,076.06 8,905,076.06 | 3,820,485.44 | (135,939.02) | 3,684,546.42 3,684,546.42 | 12,589,622.48 12,589,622.48 |

| GRANT FUNDS | | | | | | | | | |
|--------------|------------------------------------|-------------|--------------------------|------------------------------------|--|-----------------------|---------------------|------------------------------------|--|
| TEXPRIME | TexPool Prime 478,142.39 | 5.46 | 06/30/2024 | 6,454.43 6,454.43 | 471,687.96 471,687.96 | 6,454.43 | 0.00 | 6,454.43 6,454.43 | 478,142.39 478,142.39 |
| 99996 | Plains Capital Bank Demand 0.00 | 0.00 | 04/30/2024 06/30/2024 | 0.00 0.00 | 0.00 0.00 | (5,892,576.14) | 5,892,576.14 | 0.00 0.00 | 0.00 0.00 |
| TOTAL | | 5.46 | | 6,454.43 6,454.43 | 471,687.96 471,687.96 | (5,886,121.71) | 5,892,576.14 | 6,454.43 6,454.43 | 478,142.39 478,142.39 |

| OPERATING FUNDS | | | | | | | | | |
|-----------------|--|--|--|--|--|--|--|--|--|
|-----------------|--|--|--|--|--|--|--|--|--|



Change in Value

| IDENTIFIER | ISSUER PAR VALUE | YIELD | TRADE DATE MATURITY DATE | INTEREST ACCRUAL INTEREST RECEIVED | BEGINNING BOOK VALUE BEGINNING MARKET VALUE | PURCHASES/ ADDITIONS | REDEMPTIONS | CHANGE IN BOOK VALUE CHANGE IN MARKET VALUE | ENDING BOOK VALUE ENDING MARKET VALUE |
|------------|--|-------|-----------------------------|---------------------------------------|--|-------------------------|-----------------|--|--|
| 3133ENUS7 | FEDERAL FARM CREDIT BANKS FUNDING CORP 2.58 04/18/2024 0.00 | 2.73 | 04/25/2022 04/18/2024 | 2,436.67 25,800.00 | 1,999,858.07 1,997,060.00 | 0.00 | (2,000,000.00) | (1,999,858.07) (1,997,060.00) | 0.00 0.00 |
| 3130ARJ44 | FEDERAL HOME LOAN BANKS 2.4 04/22/2024 0.00 | 2.40 | 03/24/2022 04/22/2024 | 13,300.00 114,000.00 | 9,500,000.00 9,482,615.00 | 0.00 | (9,500,000.00) | (9,500,000.00) (9,482,615.00) | 0.00 0.00 |
| 3130AMQQ8 | FEDERAL HOME LOAN BANKS 0.35 04/23/2024 0.00 | 0.35 | 06/21/2021 04/23/2024 | 1,283.33 7,000.00 | 6,000,000.00 5,980,800.00 | 0.00 | (6,000,000.00) | (6,000,000.00) (5,980,800.00) | 0.00 0.00 |
| 3130AMEP3 | FEDERAL HOME LOAN BANKS 0.4 05/24/2024 0.00 | 0.40 | 05/17/2021 05/24/2024 | 3,238.89 11,000.00 | 5,500,000.00 5,455,450.00 | 0.00 | (5,500,000.00) | (5,500,000.00) (5,455,450.00) | 0.00 0.00 |
| 99996 | Plains Capital Bank Demand 6,867,932.87 | 0.00 | 06/30/2024 | 0.00 0.00 | 6,564,479.85 6,564,479.85 | 5,350,819.73 | (5,047,366.71) | 303,453.02 303,453.02 | 6,867,932.87 6,867,932.87 |
| TEXPRIME | TexPool Prime 125,341,002.12 | 5.46 | 06/30/2024 | 1,935,140.89 1,935,140.89 | 143,641,138.02 143,641,138.02 | 20,053,034.80 | (38,353,170.70) | (18,300,135.90) (18,300,135.90) | 125,341,002.12 125,341,002.12 |
| 3130AMZ88 | FEDERAL HOME LOAN BANKS 0.52 07/12/2024 6,000,000.00 | 0.52 | 06/21/2021 07/12/2024 | 7,800.00 0.00 | 6,000,000.00 5,914,140.00 | 0.00 | 0.00 | 0.00 77,160.00 | 6,000,000.00 5,991,300.00 |
| 3130ARJ69 | FEDERAL HOME LOAN BANKS 2.5 07/22/2024 9,500,000.00 | 2.50 | 03/24/2022 07/22/2024 | 59,375.00 118,750.00 | 9,500,000.00 9,405,950.00 | 0.00 | 0.00 | 0.00 78,945.00 | 9,500,000.00 9,484,895.00 |
| 91282CCX7 | UNITED STATES TREASURY 0.375 09/15/2024 1,609,500.00 | 3.99 | 09/21/2022 09/15/2024 | 1,492.51 0.00 | 1,583,708.77 1,574,480.80 | 0.00 | 0.00 | 14,053.91 18,609.84 | 1,597,762.67 1,593,090.65 |
| 3130ANTJ9 | FEDERAL HOME LOAN BANKS 0.51 09/16/2024 5,500,000.00 | 0.51 | 08/20/2021 09/16/2024 | 7,012.50 0.00 | 5,500,000.00 5,373,720.00 | 0.00 | 0.00 | 0.00 66,825.00 | 5,500,000.00 5,440,545.00 |
| 3130AXAF5 | FEDERAL HOME LOAN BANKS 5.375 09/18/2024 500,000.00 | 5.46 | 09/18/2023 09/18/2024 | 6,718.75 0.00 | 499,799.59 499,620.00 | 0.00 | 0.00 | 107.28 95.00 | 499,906.87 499,715.00 |
| 62479LKM6 | MUFG Bank, Ltd. - New York Branch 0.0 10/21/2024 500,000.00 | 5.46 | 05/21/2024 10/21/2024 | 0.00 0.00 | 0.00 0.00 | 488,673.75 | 0.00 | 491,708.89 491,708.89 | 491,708.89 491,708.89 |
| 22533TML7 | Credit Agricole Corporate And In- vestment Bank, New 0.0 12/20/2024 1,250,000.00 | 5.47 | 05/21/2024 12/20/2024 | 0.00 0.00 | 0.00 0.00 | 1,210,728.12 | 0.00 | 1,218,287.50 1,218,287.50 | 1,218,287.50 1,218,287.50 |
| 62479LNM3 | MUFG BANK NY 01/21/25 3,750,000.00 | 5.43 | 05/21/2024 01/21/2025 | 0.00 0.00 | 0.00 0.00 | 3,615,760.42 | 0.00 | 3,638,225.00 3,638,225.00 | 3,638,225.00 3,638,225.00 |
| 172112681 | East West Bank 5.36% 02/20/2025 500,000.00 | 5.36 | 05/22/2024 02/20/2025 | 807.67 0.00 | 0.00 0.00 | 500,000.00 | 0.00 | 500,000.00 500,000.00 | 500,000.00 500,000.00 |
| 3130AQSN4 | FHLBANKS 1.625 02/25/25 '24 1,500,000.00 | 1.62 | 02/01/2022 02/25/2025 | 6,093.75 0.00 | 1,500,000.00 1,450,005.00 | 0.00 | 0.00 | 0.00 11,820.00 | 1,500,000.00 1,461,825.00 |
| 3130ARVVO | FHLBANKS 3.500 05/19/25 '24 5,550,000.00 | 3.50 | 04/25/2022 05/19/2025 | 48,562.50 97,125.00 | 5,550,000.00 5,446,437.00 | 0.00 | 0.00 | 0.00 12,987.00 | 5,550,000.00 5,459,424.00 |
| 172059893 | East West Bank 5.22% 05/20/2025 6,000,000.00 | 5.22 | 05/22/2024 05/20/2025 | 66,701.76 57,262.85 | 0.00 0.00 | 6,000,000.00 | 0.00 | 6,000,000.00 6,000,000.00 | 6,000,000.00 6,000,000.00 |



Change in Value

| IDENTIFIER | ISSUER PAR VALUE | YIELD | TRADE DATE MATURITY DATE | INTEREST ACCRUAL INTEREST RECEIVED | BEGINNING BOOK VALUE BEGINNING MARKET VALUE | PURCHASES/ ADDITIONS | REDEMPTIONS | CHANGE IN BOOK VALUE CHANGE IN MARKET VALUE | ENDING BOOK VALUE ENDING MARKET VALUE |
|--------------------|---|-------------|-----------------------------|--|--|-------------------------|-------------------------|--|--|
| 172059893 | East West Bank 5.22% 05/20/2025 43,054.72 | 5.22 | 06/20/2024 05/20/2025 | 67.73 0.00 | 0.00 0.00 | 43,054.72 | 0.00 | 43,054.72 43,054.72 | 43,054.72 43,054.72 |
| 172059893 | East West Bank 5.22% 05/20/2025 14,310.58 | 5.22 | 05/23/2024 05/20/2025 | 124.96 102.45 | 0.00 0.00 | 14,310.58 | 0.00 | 14,310.58 14,310.58 | 14,310.58 14,310.58 |
| 3130AXAV0 | FHLBANKS 5.630 08/13/25 CALD 0.00 | 5.63 | 09/20/2023 08/13/2025 | 8,914.17 14,075.00 | 3,000,000.00 2,997,000.00 | 0.00 | (3,000,000.00) | (3,000,000.00) (2,997,000.00) | 0.00 0.00 |
| 3133EPVY8 | FED FARM CR BNKS 5.000 09/15/25 500,000.00 | 5.10 | 09/19/2023 09/15/2025 | 6,250.00 0.00 | 499,311.29 500,715.00 | 0.00 | 0.00 | 117.81 (1,380.00) | 499,429.09 499,335.00 |
| 3130AQRX3 | FHLBANKS 1.750 02/18/26 '24 5,000,000.00 | 1.75 | 02/01/2022 02/18/2026 | 21,875.00 0.00 | 5,000,000.00 4,720,100.00 | 0.00 | 0.00 | 0.00 16,150.00 | 5,000,000.00 4,736,250.00 |
| 3130AQWU3 | FHLBANKS 2.000 02/27/26 '24 10,000,000.00 | 2.00 | 02/09/2022 02/27/2026 | 50,000.00 0.00 | 10,000,000.00 9,307,461.60 | 0.00 | 0.00 | 0.00 0.00 | 10,000,000.00 9,307,461.60 |
| 3133ERDZ1 | FED FARM CR BNKS 4.750 05/08/26 7,250,000.00 | 4.87 | 05/21/2024 05/08/2026 | 38,263.88 0.00 | 0.00 0.00 | 7,233,462.03 | 0.00 | 7,234,407.72 7,238,690.00 | 7,234,407.72 7,238,690.00 |
| 3130AXAP3 | FHLBANKS 5.750 09/21/26 CALD 11,000,000.00 | 5.76 | 09/21/2023 09/21/2026 | 158,125.00 0.00 | 10,997,733.08 10,991,750.00 | 0.00 | 0.00 | 228.45 (14,410.00) | 10,997,961.53 10,977,340.00 |
| 3133ERFJ5 | FED FARM CR BNKS 4.500 05/20/27 5,250,000.00 | 4.68 | 05/21/2024 05/20/2027 | 26,906.25 0.00 | 0.00 0.00 | 5,223,251.25 | 0.00 | 5,224,253.72 5,233,672.50 | 5,224,253.72 5,233,672.50 |
| 3133EREB3 | FED FARM CR BNKS 4.500 05/09/28 10,000,000.00 | 4.58 | 05/21/2024 05/09/2028 | 50,000.00 0.00 | 0.00 0.00 | 9,970,000.00 | 0.00 | 9,970,848.86 9,996,800.00 | 9,970,848.86 9,996,800.00 |
| TOTAL | | 4.53 | | 2,520,491.20 2,380,256.19 | 232,836,028.66 231,302,922.27 | 59,703,095.40 | (69,400,537.41) | (9,646,936.53) (9,268,056.84) | 223,189,092.13 222,034,865.43 |
| OTHER FUNDS | | | | | | | | | |
| 99996 | Plains Capital Bank Demand 1,841,803.01 | 0.00 | 06/30/2024 | 0.00 0.00 | 1,974,305.48 1,974,305.48 | 629,187.23 | (761,689.70) | (132,502.47) (132,502.47) | 1,841,803.01 1,841,803.01 |
| TEXPRIME | TexPool Prime 12,332,543.85 | 5.46 | 06/30/2024 | 167,031.05 167,031.05 | 12,359,512.80 12,359,512.80 | 119,701.39 | (146,670.34) | (26,968.95) (26,968.95) | 12,332,543.85 12,332,543.85 |
| TOTAL | | 4.75 | | 167,031.05 167,031.05 | 14,333,818.28 14,333,818.28 | 748,888.62 | (908,360.04) | (159,471.42) (159,471.42) | 14,174,346.86 14,174,346.86 |
| GRAND TOTAL | | 4.83 | | 5,578,564.37 5,259,940.58 | 520,090,916.41 517,919,171.11 | 130,107,735.44 | (147,865,749.47) | (17,217,967.24) (16,620,809.40) | 502,872,949.17 501,298,361.72 |

**CITY OF McALLEN / McALLEN PUBLIC UTILITY / BRIDGE
INVESTMENT MATURITIES REPORT
06/30/24**

| | FUND NAME | DEMAND | CDs | TEXPOOL PRIME | GOV'T SECURITIES | COMMERCIAL PAPER | TOTAL HOLDINGS | CD's | | GOVERNMENT SECURITIES | | | | COMMERCIAL PAPER |
|---------------------|---|------------|------------|------------------|---------------------|---------------------|-------------------|-----------|----------------|--------------------------|------------|------------|-----------|---------------------|
| | | | | | | | | 0-90 Days | 91 Days - 1 Yr | 0-1 YR | 1+ YRS | 2+ YRS | 3+ YRS | 91 Days - 1 Yr |
| 11 | General Fund | 3,723,356 | 0 | 57,408,136 | 41,741,319 | 0 | 102,872,811 | | | | | | | |
| 100 | Hotel Occupancy Fund | 116,458 | 0 | 4 | 0 | 0 | 116,462 | | | | | | | |
| 102 | Hotel Venue Project Fund | 252,681 | 0 | 833,725 | 0 | 0 | 1,086,406 | | | | | | | |
| 103 | Marketing & Advertising Fund | 56,102 | 0 | 590,186 | 0 | 0 | 646,289 | | | | | | | |
| 109 | City Special Events Fund | 52,018 | 0 | 0 | 0 | 0 | 52,018 | | | | | | | |
| 110 | Development Corp Fund | 234,473 | 2,514,341 | 10,624,884 | 9,204,817 | 4,344,387 | 26,922,902 | 0 | 2,514,341 | 3,401,329 | 3,303,877 | 2,499,611 | 0 | 4,344,387 |
| 112 | Dev Corp Fund - Debt Service | 0 | 0 | 64,747 | 0 | 0 | 64,747 | | | | | | | |
| 113 | Christmas Parade Fund | 16,887 | 0 | 1,372,834 | 0 | 0 | 1,389,522 | | | | | | | |
| 116 | TIRZ#1 | 0 | 0 | 0 | 0 | 0 | 0 | | | | | | | |
| 118 | Texas A&M Rev Bonds - Series 2017 | 750 | 0 | 0 | 0 | 0 | 750 | | | | | | | |
| 119 | TIRZ Debt Service | 806 | 0 | 11,354 | 0 | 0 | 12,160 | | | | | | | |
| 120 | McAllen EB-5 | 5,514 | 0 | 70,004 | 0 | 0 | 75,518 | | | | | | | |
| 121 | Park Land Zone #1 | 22,877 | 503,023 | 436,809 | 0 | 0 | 962,708 | 503,023 | 0 | | | | | |
| 122 | Park Land Zone #2 | 41,542 | 0 | 240,908 | 0 | 0 | 282,449 | | | | | | | |
| 123 | Park Land Zone #3 | 51,888 | 0 | 1,141,474 | 0 | 0 | 1,193,362 | | | | | | | |
| 124 | TIRZ #2 | 61,397 | 0 | 4,351,093 | 0 | 0 | 4,412,489 | | | | | | | |
| 126 | PEG Fund | 100,865 | 0 | 1,452,093 | 0 | 0 | 1,552,958 | | | | | | | |
| 128 | Friends of Quinta | 90,833 | 0 | 448,073 | 0 | 0 | 538,906 | | | | | | | |
| 128 | Ron Smith Preservation Fund - OM | 0 | 0 | 441 | 0 | 0 | 441 | | | | | | | |
| 129 | Performing&Cultural/Arts Foundation | 144,144 | 0 | 0 | 0 | 0 | 144,144 | | | | | | | |
| 160 | Downtown Services Parking | 37,727 | 0 | 13,833 | 0 | 0 | 51,560 | | | | | | | |
| * 132 | Community Development | 0 | 0 | 0 | 0 | 0 | 0 | | | | | | | |
| * 140 | Misc Gov't Grants | 0 | 0 | 478,141 | 0 | 0 | 478,141 | | | | | | | |
| * 154 | PD Seized Funds | 163,843 | 0 | 1,869,213 | 0 | 0 | 2,033,056 | | | | | | | |
| * 156 | Texas Anti-Gang Fund | 0 | 0 | 2 | 0 | 0 | 2 | | | | | | | |
| * 157 | COPS Grant Fund | 0 | 0 | 0 | 0 | 0 | 0 | | | | | | | |
| 170 | Drainage Fee Fund | 130,001 | 251,471 | 2,950,143 | 2,244,979 | 0 | 5,576,594 | 0 | 251,471 | 499,569 | 1,496,715 | 248,695 | 0 | |
| 190 | Debt Service | 82,962 | 0 | 6,866,346 | 0 | 0 | 6,949,309 | | | | | | | |
| 295 | Hotel Venue Debt SVC | 0 | 0 | 4 | 0 | 0 | 4 | | | | | | | |
| 300 | Capital Improvement | 506,413 | 0 | 2,169,938 | 5,329,129 | 1,450,684 | 9,456,163 | | | 3,907,670 | 1,421,459 | 0 | 0 | 1,450,684 |
| 302 | Quinta - Ctr for Urban Ecology | 0 | 0 | 8,927,230 | 0 | 0 | 8,927,230 | | | | | | | |
| 305 | City Hall Expansion Project | 126,888 | 3,520,524 | 11,850,609 | 5,743,956 | 488,674 | 21,730,450 | 0 | 3,520,524 | 4,749,176 | 0 | 994,780 | 0 | 488,674 |
| 318 | Traffic Imp & Drainage Const - Ser 2018 | 38,655 | 0 | 9,279,125 | 0 | 0 | 9,317,690 | | | | | | | |
| 320 | Parks Facility & Fire Station #2 Const | 81,899 | 0 | 836,780 | 0 | 0 | 918,679 | | | | | | | |
| 321 | Infrastructure and Improvements Fund | 164,912 | 0 | 19,738,451 | 4,749,176 | 0 | 24,652,539 | | | 4,749,176 | 0 | 0 | 0 | |
| * 322 | Street Improvement Construction | 0 | 0 | 324 | 0 | 0 | 324 | | | | | | | |
| 326 | Sports Facility Construction | 1,736 | 0 | 0 | 0 | 0 | 1,736 | | | | | | | |
| 340 | Information Technology | 16,316 | 0 | 361 | 0 | 0 | 16,676 | | | | | | | |
| 400 | Water Fund | 336,183 | 0 | 5,107,399 | 1,967,164 | 972,965 | 8,383,712 | | | 1,468,169 | 498,996 | 0 | 0 | 972,965 |
| 400 | Water Bond Reserve | 0 | 0 | 1,609,090 | 0 | 0 | 1,609,090 | | | | | | | |
| 410 | Water Depreciation | 23,966 | 502,868 | 3,218,112 | 1,011,190 | 482,101 | 5,238,238 | 0 | 502,868 | 511,268 | 0 | 499,922 | 0 | 482,101 |
| 420 | Water Debt Service | 129 | 0 | 132,753 | 0 | 0 | 132,882 | | | | | | | |
| 425 | Water Debt Service TWDB | 0 | 0 | 807,249 | 0 | 0 | 807,249 | | | | | | | |
| 430 | Water Capital Improvement | 45,894 | 502,868 | 4,562,280 | 976,353 | 488,674 | 6,576,068 | 0 | 502,868 | 476,431 | 0 | 499,922 | 0 | 488,674 |
| * 441 | Water Rev Bonds | 25,518 | 0 | 0 | 0 | 0 | 25,518 | | | | | | | |
| 442 | TWDB Construction FD-Series 2021 | 0 | 0 | 14,922,432 | 0 | 0 | 14,922,432 | | | | | | | |
| 450 | Wastewater Fund | 251,097 | 0 | 1,403,533 | 0 | 488,674 | 2,143,304 | | | | | | | 488,674 |
| 450 | Wastewater Bond Reserve** | 0 | 0 | 3,283,450 | 0 | 0 | 3,283,450 | | | | | | | |
| 460 | Wastewater Depreciation | 63,130 | 1,508,605 | 9,582,105 | 8,517,518 | 1,708,167 | 21,379,525 | 0 | 1,508,605 | 4,349,008 | 2,668,744 | 1,499,766 | 0 | 1,708,167 |
| 470 | Wastewater Debt Service | 171 | 0 | 153,629 | 0 | 0 | 153,800 | | | | | | | |
| 475 | Wastewater Debt Service 2010 - TWDB | 59,255 | 0 | 1,937,718 | 0 | 0 | 1,996,973 | | | | | | | |
| 480 | Wastewater Capital Improvement | 22,385 | 502,868 | 3,946,895 | 2,222,032 | 241,051 | 6,935,231 | 0 | 502,868 | 476,431 | 748,289 | 997,312 | 0 | 241,051 |
| * 492 | TWDB Construction FD-Series 2012 | 0 | 0 | 13,314 | 0 | 0 | 13,314 | | | | | | | |
| 500 | Sanitation | 151,114 | 502,868 | 6,320,573 | 6,301,426 | 0 | 13,275,981 | 0 | 502,868 | 2,388,417 | 2,169,612 | 1,743,397 | 0 | |
| 502 | Sanitation Depreciation | 9,889 | 1,257,282 | 6,095,737 | 5,031,201 | 0 | 12,394,110 | 0 | 1,257,282 | 2,861,996 | 1,171,893 | 997,312 | 0 | |
| 520 | Palm View Golf Course | 123,074 | 502,868 | 2,073,460 | 499,922 | 0 | 3,199,324 | 0 | 502,868 | 0 | 0 | 499,922 | 0 | |
| 522 | Palm View GC Depreciation | 29,973 | 0 | 869,972 | 0 | 0 | 899,945 | | | | | | | |
| 541 | Convention Center | 147,416 | 1,005,737 | 5,802,422 | 3,893,847 | 482,101 | 11,331,523 | 0 | 1,005,737 | 476,431 | 1,920,182 | 1,497,234 | 0 | 482,101 |
| 544 | Convention Center Depreciation | 109,609 | 0 | 1,886,012 | 1,495,955 | 0 | 3,491,576 | | | 499,569 | 498,996 | 497,390 | 0 | |
| 546 | Performing Arts Center | 250,843 | 502,868 | 2,729,288 | 499,922 | 0 | 3,982,921 | 0 | 502,868 | 0 | 0 | 499,922 | 0 | |
| 547 | Performing Arts Center Depreciation | 5,894 | 502,943 | 1,165,571 | 0 | 0 | 1,674,407 | 0 | 502,943 | 0 | 0 | 499,922 | 0 | |
| 550 | McAllen Internat'l Airport | 241,701 | 1,005,737 | 11,329,335 | 5,422,294 | 0 | 17,999,067 | 0 | 1,005,737 | 1,429,293 | 2,993,157 | 999,844 | 0 | |
| 552 | PFC Airport | 157,531 | 0 | 8,180,248 | 499,922 | 0 | 8,837,701 | | | 0 | 0 | 499,922 | 0 | |
| 553 | Airport Debt Service | 0 | 0 | 245,856 | 0 | 0 | 245,856 | | | | | | | |
| * 554 | Airport CIP | 0 | 0 | 0 | 0 | 0 | 0 | | | | | | | |
| 556 | McAllen Express Transit | 98,786 | 0 | 385,751 | 0 | 0 | 484,537 | | | | | | | |
| * 559 | Transit System | 0 | 0 | 203 | 0 | 0 | 203 | | | | | | | |
| 560 | McAllen Internat'l Toll Bridge | 254,306 | 0 | 7,959,688 | 0 | 0 | 8,213,974 | | | | | | | |
| 566 | Bridge CIP | 131,669 | 0 | 4,278,036 | 0 | 0 | 4,409,705 | | | | | | | |
| 580 | Anzalduas Bridge Int'l Crossing | 193,954 | 0 | 6,743,951 | 0 | 0 | 6,937,905 | | | | | | | |
| 582 | Anzalduas Bridge Debt Svc (\$26M) | 0 | 0 | 594,983 | 0 | 0 | 594,983 | | | | | | | |
| 583 | Anzalduas Bridge Debt Svc (\$14M) | 0 | 0 | 330,375 | 0 | 0 | 330,375 | | | | | | | |
| 584 | Anzalduas Debt Svc NADB Srs 2022 | 0 | 0 | 1,300,535 | 0 | 0 | 1,300,535 | | | | | | | |
| 586 | Anzalduas CIP | 91,027 | 0 | 1,640,101 | 0 | 0 | 1,731,127 | | | | | | | |
| 587 | Anzalduas Construction NADB Srs 2022 | 140,835 | 8,048,356 | 32,344,764 | 0 | 0 | 40,533,955 | 7,545,339 | 503,017 | | | | | |
| 670 | Fleet/Mat Mgt Fund * | 0 | 0 | 0 | 0 | 0 | 0 | | | | | | | |
| 678 | General Depreciation | 107,767 | 1,509,051 | 6,526,134 | 9,279,734 | 1,466,021 | 18,888,707 | 0 | 1,509,051 | 4,447,256 | 2,842,918 | 1,989,560 | 0 | 1,466,021 |
| 680 | Health Insurance | 630 | 0 | 45 | 0 | 0 | 675 | | | | | | | |
| 685 | Retiree Health Insurance | 87,052 | 0 | 386,114 | 0 | 0 | 473,166 | | | | | | | |
| 690 | Risk Management | 229,688 | 502,943 | 1,676,608 | 7,394,214 | 0 | 9,803,452 | 0 | 502,943 | 2,453,534 | 1,458,950 | 3,481,730 | 0 | |
| 692 | Property & Casualty | 12,586 | 0 | 2,579,051 | 0 | 0 | 2,591,637 | | | | | | | |
| 700 | Firemen's Relief/Ret Fund | 13,194 | 0 | 0 | 0 | 0 | 13,194 | | | | | | | |
| 710 | RGV Radio Communications | 49,699 | 0 | 8,481,738 | 0 | 0 | 8,531,437 | | | | | | | |
| 720 | Neighborhood Association | 19,538 | 0 | 0 | 0 | 0 | 19,538 | | | | | | | |
| 725 | Tres Lagos PID Assessment Collections | 5,269 | 0 | 10,982 | 0 | 0 | 16,251 | | | | | | | |
| 730 | Payroll Fund | 1,248,905 | 0 | 0 | 0 | 0 | 1,248,905 | | | | | | | |
| 780 | Developer's Fund | 21,159 | 0 | 4,682,803 | 2,982,238 | 1,937,165 | 9,623,364 | | | 1,994,247 | 997,992 | 0 | 0 | 1,937,165 |
| Total | | 11,084,285 | 25,147,221 | 321,327,539 | 127,008,309 | 14,550,664 | 499,118,019 | 8,048,361 | 17,098,860 | 58,628,136 | 33,464,710 | 24,945,463 | 9,970,000 | 14,550,664 |
| Percentage of Total | | 2.22% | 5.04% | 64.38% | 25.45% | 2.92% | 100.00% | | | | | | | |

Fair Market Value Adjustment 2,910,369 2,910,369
Fully Amortized Discounts / Premiums - Matured (2,974,803) (344,354) (3,319,158)
Amortizing Discounts / Premiums 3,728,823 434,896 4,163,719
Cost Basis 11,084,285 25,147,221 321,327,539 130,672,698 14,614,206 502,872,949

Money Market Mutual Funds 5,322,547

* Pending receipt of grant/loan/interfund reimbursement

CITY OF McALLEN / McALLEN PUBLIC UTILITIES / BRIDGE
INVESTMENT MATURITIES REPORT

06/30/24

| FUND NAME | DEMAND | CDs | TEXPOOL | | GOVT | | COMMERCIAL | TOTAL | CDs | | | | GOVT SECURITIES | | | | COMMERCIAL PAPER 91-Days-1 Yr |
|--|------------------|------------------|--------------------|-------------------|------------------|--------------------|------------|------------------|-------------------|-------------------|-------------------|------------------|-----------------|----------|----------|-------------------|----------------------------------|
| | | | PRIME | SECURITIES | PAPER | HOLDINGS | | | 0-90 Days | 91 Days-1 Yr | 0-1 YR | 1+ YRS | 2+ YRS | 3+ YRS | | | |
| OPERATING FUNDS: | | | | | | | | | | | | | | | | | |
| 11 General Fund | 3,723,356 | 0 | 57,408,136 | 41,741,319 | 0 | 102,872,811 | 0 | 0 | 17,499,167 | 9,272,932 | 4,999,222 | 9,970,000 | 0 | 0 | 0 | 0 | 0 |
| 100 Hotel Occupancy Fund | 116,458 | 0 | 4 | 0 | 0 | 116,462 | 0 | 0 | 0 | 0 | 0 | 0 | 0 | 0 | 0 | 0 | 0 |
| 102 Hotel Project Venue | 252,681 | 0 | 833,725 | 0 | 0 | 1,086,406 | 0 | 0 | 0 | 0 | 0 | 0 | 0 | 0 | 0 | 0 | 0 |
| 103 Marketing & Advertising Fund | 56,102 | 0 | 590,186 | 0 | 0 | 646,289 | 0 | 0 | 0 | 0 | 0 | 0 | 0 | 0 | 0 | 0 | 0 |
| 109 City Special Events Fund | 52,018 | 0 | 0 | 0 | 0 | 52,018 | 0 | 0 | 0 | 0 | 0 | 0 | 0 | 0 | 0 | 0 | 0 |
| 110 Development Corp Fund | 234,473 | 2,514,341 | 10,624,884 | 9,204,817 | 4,344,387 | 26,922,802 | 0 | 2,514,341 | 3,401,329 | 3,303,877 | 2,499,611 | 0 | 0 | 0 | 0 | 4,344,387 | |
| 113 Christmas Parade Fund | 16,687 | 0 | 1,372,834 | 0 | 0 | 1,389,522 | 0 | 0 | 0 | 0 | 0 | 0 | 0 | 0 | 0 | 0 | 0 |
| 160 Downtown Services Parking | 37,727 | 0 | 13,833 | 0 | 0 | 51,560 | 0 | 0 | 0 | 0 | 0 | 0 | 0 | 0 | 0 | 0 | 0 |
| 400 Water Fund | 336,183 | 0 | 5,107,399 | 1,967,164 | 972,965 | 8,383,712 | 0 | 1,468,169 | 498,996 | 0 | 0 | 0 | 0 | 0 | 0 | 972,965 | |
| 450 Wastewater Fund | 251,097 | 0 | 1,403,533 | 0 | 488,674 | 2,143,304 | 0 | 0 | 0 | 0 | 0 | 0 | 0 | 0 | 0 | 488,674 | |
| 500 Sanitation | 151,114 | 502,868 | 6,320,573 | 6,301,426 | 0 | 13,275,981 | 0 | 502,868 | 2,388,417 | 2,169,612 | 1,743,397 | 0 | 0 | 0 | 0 | 502,868 | |
| 520 Palm View Golf Course | 123,074 | 502,868 | 2,073,460 | 499,922 | 0 | 3,199,324 | 0 | 502,868 | 0 | 0 | 499,922 | 0 | 0 | 0 | 0 | 502,868 | |
| 540 McAllen Civic Center | 0 | 0 | 0 | 0 | 0 | 0 | 0 | 0 | 0 | 0 | 0 | 0 | 0 | 0 | 0 | 0 | |
| 541 Convention Center | 147,416 | 1,005,737 | 5,802,422 | 3,893,847 | 482,101 | 11,331,523 | 0 | 1,005,737 | 476,431 | 1,920,182 | 1,497,234 | 0 | 0 | 0 | 0 | 482,101 | |
| 546 Performing Arts Center | 250,843 | 502,868 | 2,729,288 | 499,922 | 0 | 3,982,921 | 0 | 502,868 | 0 | 0 | 499,922 | 0 | 0 | 0 | 0 | 502,868 | |
| 550 McAllen Internat'l Airport | 241,701 | 1,005,737 | 11,329,335 | 5,422,294 | 0 | 17,999,067 | 0 | 1,005,737 | 1,429,293 | 2,993,157 | 999,844 | 0 | 0 | 0 | 0 | 1,005,737 | |
| 556 McAllen Express Transit | 98,786 | 0 | 385,751 | 0 | 0 | 484,537 | 0 | 0 | 0 | 0 | 0 | 0 | 0 | 0 | 0 | 484,537 | |
| 558 Transit System | 0 | 0 | 203 | 0 | 0 | 203 | 0 | 0 | 0 | 0 | 0 | 0 | 0 | 0 | 0 | 203 | |
| 560 McAllen Internat'l Toll Bridge | 254,306 | 0 | 7,959,668 | 0 | 0 | 8,213,974 | 0 | 0 | 0 | 0 | 0 | 0 | 0 | 0 | 0 | 8,213,974 | |
| 580 Anzalduas Bridge M&O | 193,854 | 0 | 6,743,851 | 0 | 0 | 6,937,605 | 0 | 0 | 0 | 0 | 0 | 0 | 0 | 0 | 0 | 6,937,605 | |
| 680 Health Insurance | 630 | 0 | 45 | 0 | 0 | 675 | 0 | 0 | 0 | 0 | 0 | 0 | 0 | 0 | 0 | 675 | |
| 685 Retiree Health Insurance | 87,052 | 0 | 386,114 | 0 | 0 | 473,166 | 0 | 0 | 0 | 0 | 0 | 0 | 0 | 0 | 0 | 473,166 | |
| 690 Risk Management | 229,888 | 502,943 | 1,676,608 | 7,394,214 | 0 | 9,803,452 | 0 | 502,943 | 2,453,534 | 1,458,950 | 3,481,730 | 0 | 0 | 0 | 0 | 502,943 | |
| 692 Property & Casualty | 12,686 | 0 | 2,579,051 | 0 | 0 | 2,591,637 | 0 | 0 | 0 | 0 | 0 | 0 | 0 | 0 | 0 | 2,591,637 | |
| TOTAL OPERATING FUNDS | 6,867,933 | 6,537,362 | 125,341,002 | 76,924,927 | 6,288,127 | 221,959,351 | 0 | 6,537,362 | 29,116,340 | 21,617,706 | 16,220,882 | 9,970,000 | 0 | 0 | 0 | 6,288,127 | |
| PERCENTAGE OF TOTAL | 3.09% | 2.95% | 56.47% | 34.66% | 2.83% | 100.00% | | | | | | | | | | | |
| DEBT SERVICE FUNDS: | | | | | | | | | | | | | | | | | |
| 112 Dev Corp Fund - Debt Service | 0 | 0 | 64,747 | 0 | 0 | 64,747 | 0 | 0 | 0 | 0 | 0 | 0 | 0 | 0 | 0 | 64,747 | |
| 118 Texas ASB Rev Bonds - Series 2017 | 750 | 0 | 0 | 0 | 0 | 750 | 0 | 0 | 0 | 0 | 0 | 0 | 0 | 0 | 0 | 750 | |
| 119 TIRZ Debt Service | 806 | 0 | 11,354 | 0 | 0 | 12,160 | 0 | 0 | 0 | 0 | 0 | 0 | 0 | 0 | 0 | 12,160 | |
| 290 Debt Service | 82,962 | 0 | 6,866,346 | 0 | 0 | 6,949,309 | 0 | 0 | 0 | 0 | 0 | 0 | 0 | 0 | 0 | 6,949,309 | |
| 295 Hotel Venue Debt Service Fund | 0 | 0 | 4 | 0 | 0 | 4 | 0 | 0 | 0 | 0 | 0 | 0 | 0 | 0 | 0 | 4 | |
| 420 Water Debt Service | 129 | 0 | 132,753 | 0 | 0 | 132,882 | 0 | 0 | 0 | 0 | 0 | 0 | 0 | 0 | 0 | 132,882 | |
| 425 Water Debt Service TWDB | 0 | 0 | 807,249 | 0 | 0 | 807,249 | 0 | 0 | 0 | 0 | 0 | 0 | 0 | 0 | 0 | 807,249 | |
| 470 Wastewater Debt Service | 171 | 0 | 153,629 | 0 | 0 | 153,800 | 0 | 0 | 0 | 0 | 0 | 0 | 0 | 0 | 0 | 153,800 | |
| 475 Wastewater Debt Service 2010-TWDB | 59,255 | 0 | 1,937,718 | 0 | 0 | 1,996,973 | 0 | 0 | 0 | 0 | 0 | 0 | 0 | 0 | 0 | 1,996,973 | |
| 553 Airport Debt Service | 0 | 0 | 245,856 | 0 | 0 | 245,856 | 0 | 0 | 0 | 0 | 0 | 0 | 0 | 0 | 0 | 245,856 | |
| 562 McAllen Toll Bridge - Debt Svc | 0 | 0 | 0 | 0 | 0 | 0 | 0 | 0 | 0 | 0 | 0 | 0 | 0 | 0 | 0 | 0 | |
| 582 Anzalduas Bridge Debt Svc (\$26M) | 0 | 0 | 594,983 | 0 | 0 | 594,983 | 0 | 0 | 0 | 0 | 0 | 0 | 0 | 0 | 0 | 594,983 | |
| 583 Anzalduas Bridge Debt Svc (\$14M) | 0 | 0 | 330,375 | 0 | 0 | 330,375 | 0 | 0 | 0 | 0 | 0 | 0 | 0 | 0 | 0 | 330,375 | |
| 584 Anzalduas Debt Svc NADB Srs 2022 | 0 | 0 | 1,300,535 | 0 | 0 | 1,300,535 | 0 | 0 | 0 | 0 | 0 | 0 | 0 | 0 | 0 | 1,300,535 | |
| TOTAL DEBT SERVICE FUNDS | 144,074 | 0 | 12,445,549 | 0 | 0 | 12,589,622 | 0 | 0 | 0 | 0 | 0 | 0 | 0 | 0 | 0 | 12,589,622 | |
| PERCENTAGE OF TOTAL | 1.14% | 0.00% | 98.86% | 0.00% | 0.00% | 100.00% | | | | | | | | | | | |
| CAPITAL IMPROVEMENT FUNDS: | | | | | | | | | | | | | | | | | |
| 116 TIRZ #1 | 0 | 0 | 0 | 0 | 0 | 0 | 0 | 0 | 0 | 0 | 0 | 0 | 0 | 0 | 0 | 0 | |
| 121 Park Land Zone #1 | 22,877 | 503,023 | 436,808 | 0 | 0 | 962,708 | 503,023 | 0 | 0 | 0 | 0 | 0 | 0 | 0 | 0 | 962,708 | |
| 122 Park Land Zone #2 | 41,542 | 0 | 240,908 | 0 | 0 | 282,449 | 0 | 0 | 0 | 0 | 0 | 0 | 0 | 0 | 0 | 282,449 | |
| 123 Park Land Zone #3 | 51,888 | 0 | 1,141,474 | 0 | 0 | 1,193,362 | 0 | 0 | 0 | 0 | 0 | 0 | 0 | 0 | 0 | 1,193,362 | |
| 124 TIRZ #2 | 61,397 | 0 | 4,351,093 | 0 | 0 | 4,412,489 | 0 | 0 | 0 | 0 | 0 | 0 | 0 | 0 | 0 | 4,412,489 | |
| 170 Drainage Fee Fund | 130,001 | 251,471 | 2,950,143 | 2,244,979 | 0 | 5,576,594 | 0 | 251,471 | 499,569 | 1,496,715 | 248,695 | 0 | 0 | 0 | 0 | 5,576,594 | |
| 300 Capital Improvement | 506,413 | 0 | 2,169,938 | 5,329,129 | 1,450,684 | 9,456,163 | 0 | 0 | 3,907,670 | 1,421,459 | 0 | 0 | 0 | 0 | 0 | 9,456,163 | |
| 302 Quinta - Cr for Urban Ecology | 0 | 0 | 8,927,230 | 0 | 0 | 8,927,230 | 0 | 0 | 0 | 0 | 0 | 0 | 0 | 0 | 0 | 8,927,230 | |
| 305 City Hall Expansion Project | 126,688 | 3,520,524 | 11,850,509 | 5,743,956 | 488,674 | 21,730,450 | 3,520,524 | 4,749,176 | 0 | 994,780 | 0 | 0 | 0 | 0 | 0 | 21,730,450 | |
| 321 Infrastructure and Improvements Fund | 164,912 | 0 | 19,738,451 | 4,749,176 | 0 | 24,625,539 | 0 | 0 | 4,749,176 | 0 | 0 | 0 | 0 | 0 | 0 | 24,625,539 | |
| 340 Information Technology | 16,316 | 0 | 361 | 0 | 0 | 16,676 | 0 | 0 | 0 | 0 | 0 | 0 | 0 | 0 | 0 | 16,676 | |
| 410 Water Depreciation | 23,966 | 502,868 | 3,218,112 | 1,011,190 | 482,101 | 5,238,238 | 0 | 502,868 | 511,268 | 0 | 499,922 | 0 | 0 | 0 | 0 | 5,238,238 | |
| 430 Water Capital Improvement | 45,894 | 502,868 | 4,562,280 | 976,353 | 488,674 | 6,576,068 | 0 | 502,868 | 476,431 | 0 | 499,922 | 0 | 0 | 0 | 0 | 6,576,068 | |
| 460 Wastewater Depreciation | 63,130 | 1,508,605 | 9,582,105 | 8,517,518 | 1,708,167 | 21,379,525 | 0 | 1,508,605 | 4,349,008 | 2,668,744 | 1,499,766 | 0 | 0 | 0 | 0 | 21,379,525 | |
| 480 Wastewater Capital Improvement | 22,385 | 502,868 | 3,946,895 | 2,222,032 | 241,051 | 6,935,231 | 0 | 502,868 | 476,431 | 748,289 | 997,312 | 0 | 0 | 0 | 0 | 6,935,231 | |
| 502 Sanitation Depreciation | 9,899 | 1,257,282 | 6,095,737 | 5,031,201 | 0 | 12,394,110 | 0 | 1,257,282 | 2,861,996 | 1,171,893 | 997,312 | 0 | 0 | 0 | 0 | 12,394,110 | |
| 522 Palm View Golf Course Deprec | 29,973 | 0 | 899,972 | 0 | 0 | 899,945 | 0 | 0 | 0 | 0 | 0 | 0 | 0 | 0 | 0 | 899,945 | |
| 543 Convention Center | 0 | 0 | 0 | 0 | 0 | 0 | 0 | 0 | 0 | 0 | 0 | 0 | 0 | 0 | 0 | 0 | |
| 544 Convention Center Depreciation | 109,609 | 0 | 1,886,012 | 1,495,955 | 0 | 3,491,576 | 0 | 0 | 499,569 | 498,996 | 497,390 | 0 | 0 | 0 | 0 | 3,491,576 | |
| 547 Performing Arts Center Depreciation | 5,894 | 502,943 | 1,165,571 | 0 | 0 | 1,674,407 | 0 | 502,943 | 0 | 0 | 0 | 0 | 0 | 0 | 0 | 1,674,407 | |
| 551 Airport Construction Fund | 0 | 0 | 0 | 0 | 0 | 0 | 0 | 0 | 0 | 0 | 0 | 0 | 0 | 0 | 0 | 0 | |
| 552 PFC Airport | 157,531 | 0 | 8,180,248 | 499,922 | 0 | 8,837,701 | 0 | 0 | 0 | 0 | 499,922 | 0 | 0 | 0 | 0 | 8,837,701 | |
| 554 Airport CIP | 0 | 0 | 0 | 0 | 0 | 0 | 0 | 0 | 0 | 0 | 0 | 0 | 0 | 0 | 0 | 0 | |
| 556 Bridge CIP | 131,669 | 0 | 4,278,036 | 0 | 0 | 4,409,705 | 0 | 0 | 0 | 0 | 0 | 0 | 0 | 0 | 0 | 4,409,705 | |
| 586 Anzalduas CIP | 91,027 | 0 | 1,640,101 | 0 | 0 | 1,731,127 | 0 | 0 | 0 | 0 | 0 | 0 | 0 | 0 | 0 | 1,731,127 | |
| 678 General Depreciation | 107,767 | 1,509,051 | 6,526,134 | 9,279,734 | 1,466,021 | 18,888,707 | 0 | 1,509,051 | 4,447,256 | 2,842,918 | 1,989,560 | 0 | 0 | 0 | 0 | 18,888,707 | |
| 730 Developer's Fund | 21,159 | 0 | 4,682,803 | | | | | | | | | | | | | | |

Disclosure

Meeder provides monthly statements for its investment management clients to provide information about the investment portfolio. The information should not be used for audit or confirmation purposes. Please review your custodial statements and report any inaccuracies or discrepancies.

Certain information and data has been supplied by unaffiliated third parties. Although Meeder believes the information is reliable, it cannot warrant the accuracy of information offered by third parties. Market value may reflect prices received from pricing vendors when current market quotations are not available. Prices may not reflect firm bids or offers and may differ from the value at which the security can be sold.

Statements may include positions from unmanaged accounts provided for reporting purposes. Unmanaged accounts are managed directly by the client and are not included in the accounts managed by Meeder. This information is provided as a client convenience and Meeder assumes no responsibility for performance of these accounts or the accuracy of the data reported.

Investing involves risk. Past performance is no guarantee of future results. Debt and fixed income securities are subject to credit and interest rate risk. The investment return and principal value of an investment will fluctuate so that an investors shares, when redeemed, may be worth more or less than their original cost. Current performance may be lower or higher than the performance data quoted.

Investment advisory services provided by Meeder Public Funds, Inc. Please contact us if you would like to receive a copy of our current ADV disclosure brochure or privacy policy.

© 2024 Meeder Investment Management

meederpublicfunds.com | 866.633.3371





| | | |
|-----------------------------|-----------------------|--------------------|
| | AGENDA ITEM | <u>7.a.</u> |
| PUBLIC UTILITY BOARD | DATE SUBMITTED | 01/21/2025 |
| | MEETING DATE | 1/28/2025 |

1. Agenda Item: Consultation with City Attorney regarding pending litigation Tex. Gov't Code Sec. 551.071

2. Party Making Request:

3. Nature of Request:

4. Budgeted:

| | | | |
|----------------------|-------|--------------------------|-------|
| Bid Amount: | _____ | Budgeted Amount: | _____ |
| Under Budget: | _____ | Over Budget: | _____ |
| | | Amount Remaining: | _____ |

5. Reimbursement:

6. Routing:
Savannah Arredondo Created/Initiated - 1/21/2025

7. Staff's Recommendation:

8. City Attorney: None. AWS

9. MPU General Manager: N/A - MAV

10. Director of Finance for Utilities: N/A - MSC